



# Flash Eurobarometer 461

## Report

### Perceived independence of the national justice systems in the EU among the general public

Fieldwork  
January 2018  
Publication  
May 2018

Survey requested by the European Commission,  
Directorate-General for Justice and Consumers  
and co-ordinated by the Directorate-General for Communication

This document does not represent the point of view of the European Commission.  
The interpretations and opinions contained in it are solely those of the authors.

Flash Eurobarometer 461 – TNS Political & Social



# Flash Eurobarometer 461

## Report

### Perceived independence of the national justice systems in the EU among the general public

May 2018

Survey conducted by TNS political & social at the request of the European Commission,  
Directorate-General for Justice and Consumers

Survey co-ordinated by the European Commission, Directorate-General for Communication  
(DG COMM "Media Monitoring, Media Analysis and Eurobarometer" Unit)

Project number	2018.2919
Project title	Flash Eurobarometer 461 - January 2018 "Perceived independence of the national justice systems in the EU among the general public" Report
Linguistic version	EN PDF
Catalogue number	DS-02-18-690-EN-N
ISBN	978-92-79-85790-4 doi:10.2838/084180
© European Union, 2018	

<http://ec.europa.eu/commfrontoffice/publicopinion>

## TABLE OF CONTENTS

<b>INTRODUCTION</b>	<b>2</b>
<b>EXECUTIVE SUMMARY</b>	<b>4</b>
<b>I. PERCEIVED INDEPENDENCE OF COURTS AND JUDGES AMONG THE GENERAL PUBLIC</b>	<b>5</b>
<b>II. MAIN REASONS AMONG THE GENERAL PUBLIC FOR THE PERCEIVED INDEPENDENCE OF THE NATIONAL JUSTICE SYSTEMS</b>	<b>11</b>
<b>1 Positive assessments</b>	<b>11</b>
<b>2 Negative assessments</b>	<b>23</b>

## ANNEXES

Technical specifications

Questionnaire

Tables

## INTRODUCTION

This Flash Eurobarometer survey explores respondents' perceptions about the independence of the judiciary across EU Member States.

This survey was commissioned by the European Commission's Directorate-General for Justice and Consumers, and follows on previous surveys on this topic in 2016 and 2017. The results of these surveys feed into the EU Justice Scoreboard which provides data on the independence, quality and efficiency of national justice systems, and helps the EU achieve more effective justice which contributes to economic growth in the EU.

The survey explores:

- Respondents' perceptions of the independence of courts and judges in their country;
- The reasons for these perceptions, both positive and negative.

Results will be presented from an EU, country and socio-demographic perspective, and will be compared to previous surveys on this topic, especially similar surveys in 2017 (EB Flash 447)<sup>1</sup> and in 2016 (EB Flash 435).<sup>2</sup>

Between the 15<sup>th</sup> and 16<sup>th</sup> January 2018, 26,537 respondents from different social and demographic groups were interviewed via telephone (mobile and fixed line) in their mother tongue on behalf of Directorate-General for Justice and Consumers. The methodology used is that of Eurobarometer surveys as carried out by the Directorate-General for Communication ("Media Monitoring, Media Analysis and Eurobarometer" Unit)<sup>3</sup>. A technical note on the manner in which interviews were conducted by the Institutes within the TNS Political & Social network is annexed to this report. Also included are the interview methods and confidence intervals<sup>4</sup>.

---

<sup>1</sup> <http://ec.europa.eu/commfrontoffice/publicopinion/index.cfm/Survey/getSurveyDetail/instruments/FLASH/search/447/surveyKy/2148>

<sup>2</sup> <http://ec.europa.eu/COMMFrontOffice/publicopinion/index.cfm/Survey/getSurveyDetail/instruments/FLASH/surveyKy/2116>

<sup>3</sup> <http://ec.europa.eu/commfrontoffice/publicopinion>

<sup>4</sup> The results tables are included in the annex. It should be noted that the total of the percentages in the tables of this report may exceed 100% when the respondent was able to give several answers to the question.

Note: In this report, countries are referred to by their official abbreviation. The abbreviations used in this report correspond to:

Belgium	BE	Latvia	LV
Bulgaria	BG	Luxembourg	LU
Czech Republic	CZ	Hungary	HU
Denmark	DK	Malta	MT
Germany	DE	The Netherlands	NL
Estonia	EE	Austria	AT
Greece	EL	Poland	PL
Spain	ES	Portugal	PT
France	FR	Romania	RO
Croatia	HR	Slovenia	SI
Ireland	IE	Slovakia	SK
Italy	IT	Finland	FI
Republic of Cyprus	CY	Sweden	SE
Lithuania	LT	United Kingdom	UK

*We wish to thank the people throughout the European Union  
who have given their time to take part in this survey.*

*Without their active participation, this study would not have been possible.*

## EXECUTIVE SUMMARY

### **The majority rate the level of independence of the courts and judges in their country as good**

- More than half of all respondents (56%) rate their justice system - in terms of the independence of courts and judges - as good. Almost one third (32%) say it is bad. These results have remained stable since 2017.
- In 17 Member States at least half of all respondents rate their justice system – in terms of the independence of courts and judges – as good. In six countries at least one in five rate it as very good.
- Respondents in Estonia (+14 pp), Spain, Portugal (both +8 pp) and Greece (+7 pp) are now more likely to rate the independence of their courts and judges as good than they were in 2017.
- Younger respondents, those who remained longer in education, and employees are the most likely they are to say their justice system in terms of the independence of courts and judges is good.

### **The status and position of judges is the most common reason for rating the level of independence of courts and judges as good. Interference or pressure from government and politicians is the most likely reason for a bad rating of the level of independence of the courts and judges in their country**

- Respondents who say the independence of their justice system is good are most likely to rate the independence of their justice system this way due to the status and position of judges sufficiently guaranteeing their independence (79%), followed by the absence of interference or pressure from government and politicians (64%) and a lack of interference or pressure from economic or other specific interests (63%).
- Results have remained stable since 2017.
- Men, those aged over 25, those who remained longer in education, and employees are the most likely to say each of these reasons explains their positive rating.
- Respondents who perceive the independence as bad are most likely to rate the independence of courts and judges this way because of interference or pressure from government and politicians (72%) or due to interference or pressure from economic or other specific interests (69%). Almost six in ten say the fact that the status and position of judges do not sufficiently guarantee their independence (58%) explains their rating.
- Respondents are now slightly less likely to say interference or pressure from economic or other specific interests (-3 pp) explains why they rate the independence of courts and judges as bad, compared to 2017.
- Respondents aged 25-39, those who remained in education for longer, and employees are the most likely to say each reason explains their negative rating.

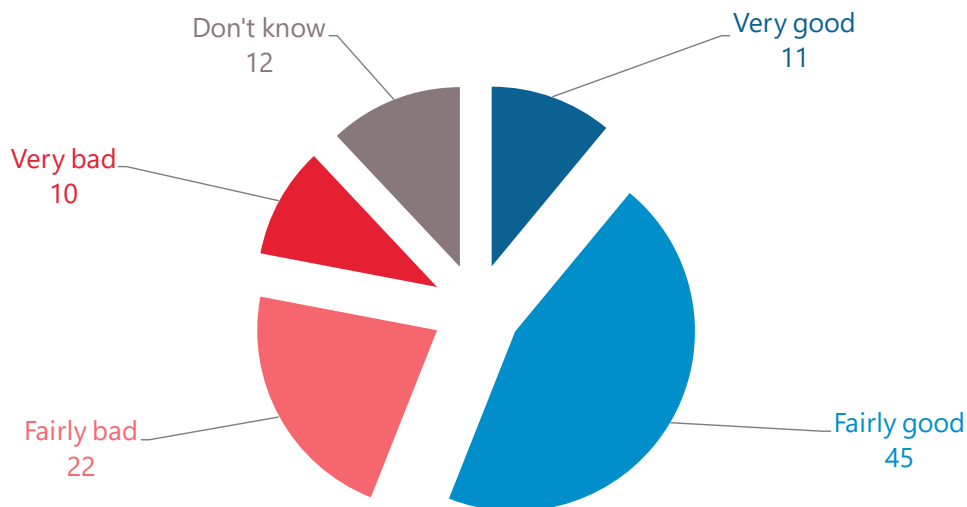
## I. PERCEIVED INDEPENDENCE OF COURTS AND JUDGES AMONG THE GENERAL PUBLIC

This section of the report explores respondents' perceptions about the independence of courts and judges in their country.

### For the third year in a row more than half rate the independence of courts and judges in their country as good

The majority of respondents (56%) rate their justice system - in terms of the independence of courts and judges - as good: 11% say it is very good and 45% that it is fairly good<sup>5</sup>. Almost one third say the independence of courts and judges is bad, with 22% saying it is fairly bad, and 10% that it is very bad.

- Q1** From what you know, how would you rate the justice system in (OUR COUNTRY) in terms of the independence of courts and judges? Would you say it is very good, fairly good, fairly bad or very bad?  
(% - EU)



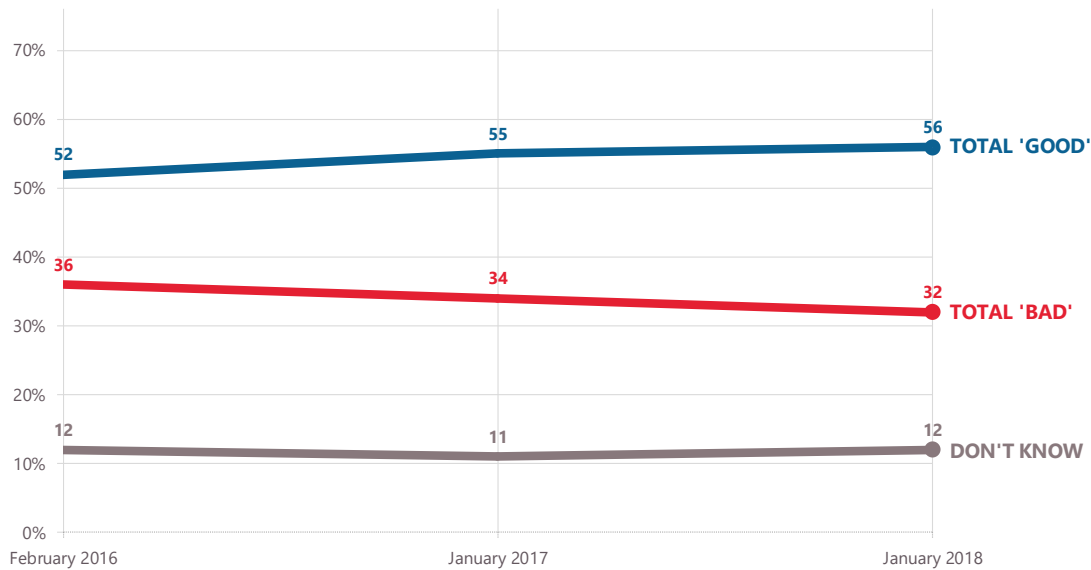
Base: All Respondents (N=26,537)

<sup>5</sup> Q1 From what you know, how would you rate the justice system in (OUR COUNTRY) in terms of the independence of courts and judges? Would you say it is very good, fairly good, fairly bad or very bad?



There has been little change in opinion since 2017. Over the longer term (since February 2016), respondents have become more positive about the independence of courts and judges, with a four-point increase in the proportion who say it is good, and a four-point decline in the proportion who say it is bad.<sup>6</sup>

**Q1** From what you know, how would you rate the justice system in (OUR COUNTRY) in terms of the independence of courts and judges? Would you say it is very good, fairly good, fairly bad or very bad?  
(% - EU)



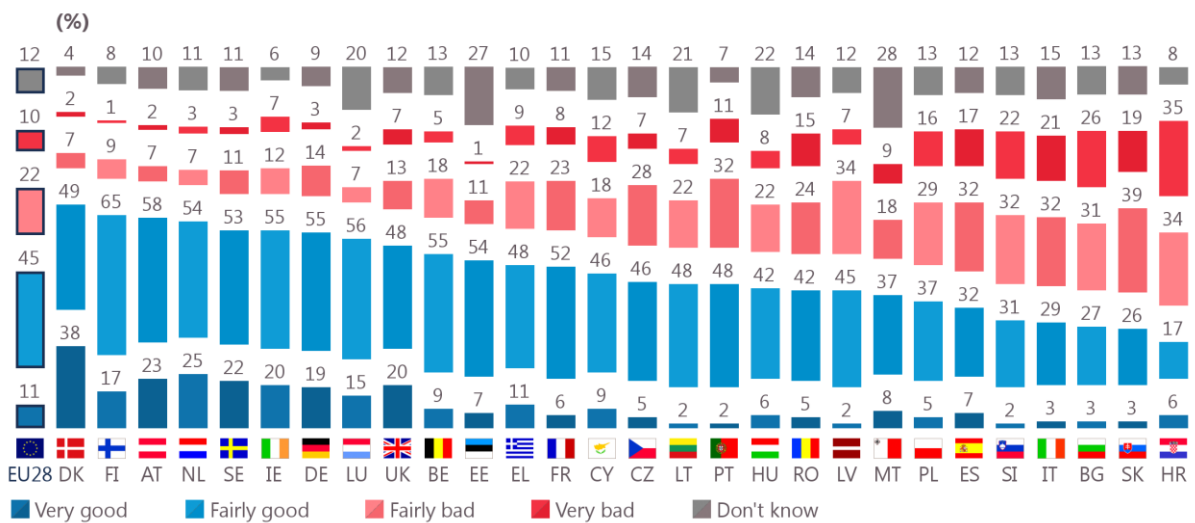
Base: All Respondents (N=26,537)

<sup>6</sup> Subtotals may not sum to their corresponding items due to weighting and rounding.

Opinion about the independence of courts and judges varies widely across Member States. In 17 countries, at least half rate the justice system in terms of the independence of courts and judges as good, with those in Denmark (87%), Finland (82%) and Austria (81%) the most likely to say this. At the other end of the scale, 23% in Croatia, 29% in Slovakia and 30% in Bulgaria also rate the independence of courts and judges as good.

Respondents in Denmark (38%), the Netherlands (25%) and Austria (23%) are the most likely to rate this independence as very good. In contrast, at least one in five respondents in Croatia (35%), Bulgaria (26%), Slovenia (22%) and Italy (21%) say it is very bad.

**Q1** From what you know, how would you rate the justice system in (OUR COUNTRY) in terms of the independence of courts and judges? Would you say it is very good, fairly good, fairly bad or very bad?

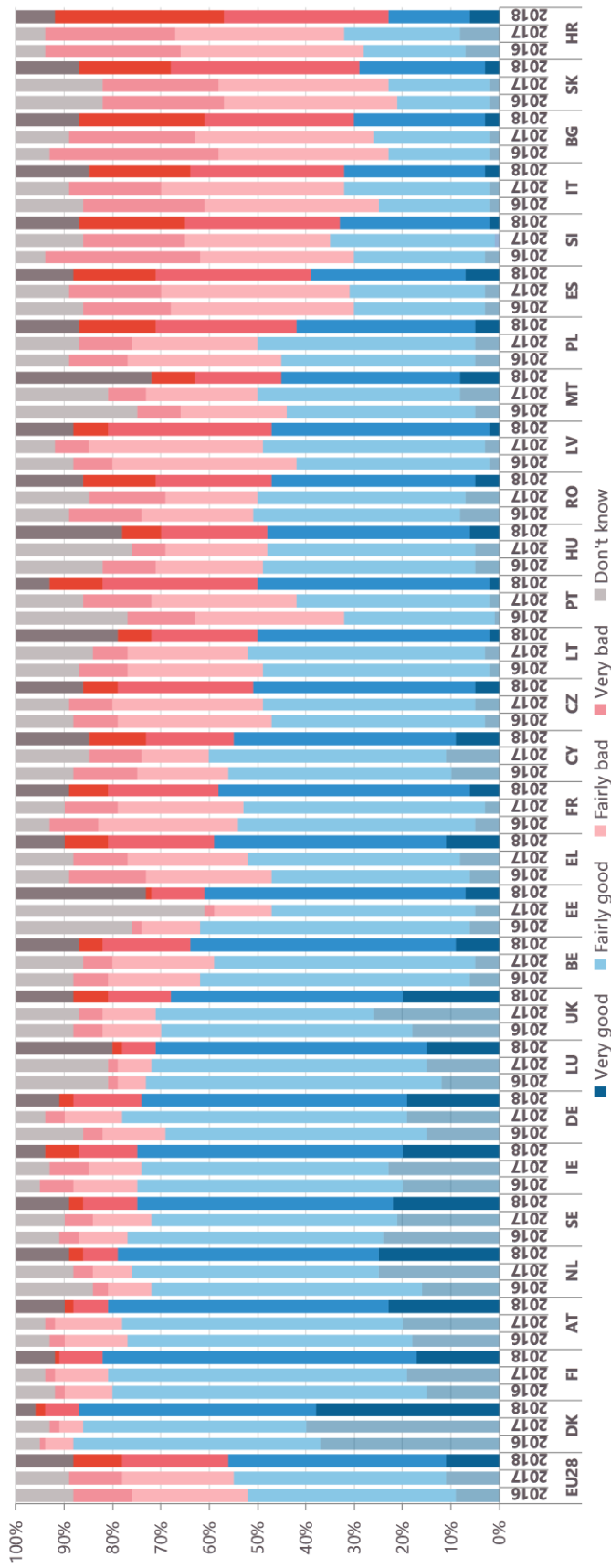


Base: All Respondents (N=26,537)

May 2018

Compared to 2017, respondents in Estonia (+14 pp), Spain, Portugal (both +8 pp) and Greece (+7 pp) are now more likely to rate their justice system - in terms of the independence of courts and judges - as good. In contrast, respondents in Croatia (-9 pp), Poland (-8 pp), Cyprus and Malta (both -5 pp) are now less likely to do so.

**Q1** From what you know, how would you rate the justice system in (OUR COUNTRY) in terms of the independence of courts and judges? Would you say it is very good, fairly good, fairly bad or very bad? (%)








Base: All Respondents (N=26,537)

The **socio-demographic analysis** shows the following:

- Men are more likely than women to say the justice system in terms of the independence of courts and judges is good (59% vs 54%).
- The younger the respondent, the more likely they are to say this is good – 63% of those aged 15-24 do so, compared to 52% of those aged 55+.
- The longer a respondent remained in education, the more likely they are to rate the independence of courts and judges as good: 62% of those who completed education aged 20+ say this, compared to 41% of those who completed education aged 15 or younger.
- Employees are most likely to rate the independence of courts and judges in their country as good, particularly compared to manual workers (63% vs 48%).

Those who have been involved in a dispute that went to court are considerably more likely to say the justice system in terms of the independence of courts and judges negatively than those who have not been involved in dispute.

**Q1** From what you know, how would you rate the justice system in (OUR COUNTRY) in terms of the independence of courts and judges? Would you say it is very good, fairly good, fairly bad or very bad?  
**(% - EU28)**

	Total 'Good'	Total 'Bad'
EU28	56	32
 <b>Sex</b>		
Male	59	32
Female	54	32
 <b>Age</b>		
15-24	63	25
25-39	58	32
40-54	57	33
55 +	52	34
 <b>Education (End of)</b>		
15-	41	39
16-19	51	36
20+	62	30
Still studying	68	22
 <b>Respondent occupation scale</b>		
Self-employed	54	36
Employee	63	28
Manual workers	48	38
Not working	52	34
 <b>Involved in dispute which went to court</b>		
Yes	52	44
No	56	32

Base: All Respondents (N=26,537)

## II. MAIN REASONS AMONG THE GENERAL PUBLIC FOR THE PERCEIVED INDEPENDENCE OF COURTS AND JUDGES

This chapter explores the reasons why respondents made positive or negative assessments of the independence of the courts and judges in their country.

### 1 Positive assessments

#### **Nearly four fifth of respondents say that the status and position of judges explain their positive rating of the independence of courts and judges in their country**

Respondents who rated the justice system in their country positively - in terms of the independence of courts and judges - were asked about the extent to which the status of judges, a lack of interference or pressure from governments or politicians or from economic or special interests explained their good rating of the independence of the courts and judges in their country<sup>7</sup>.

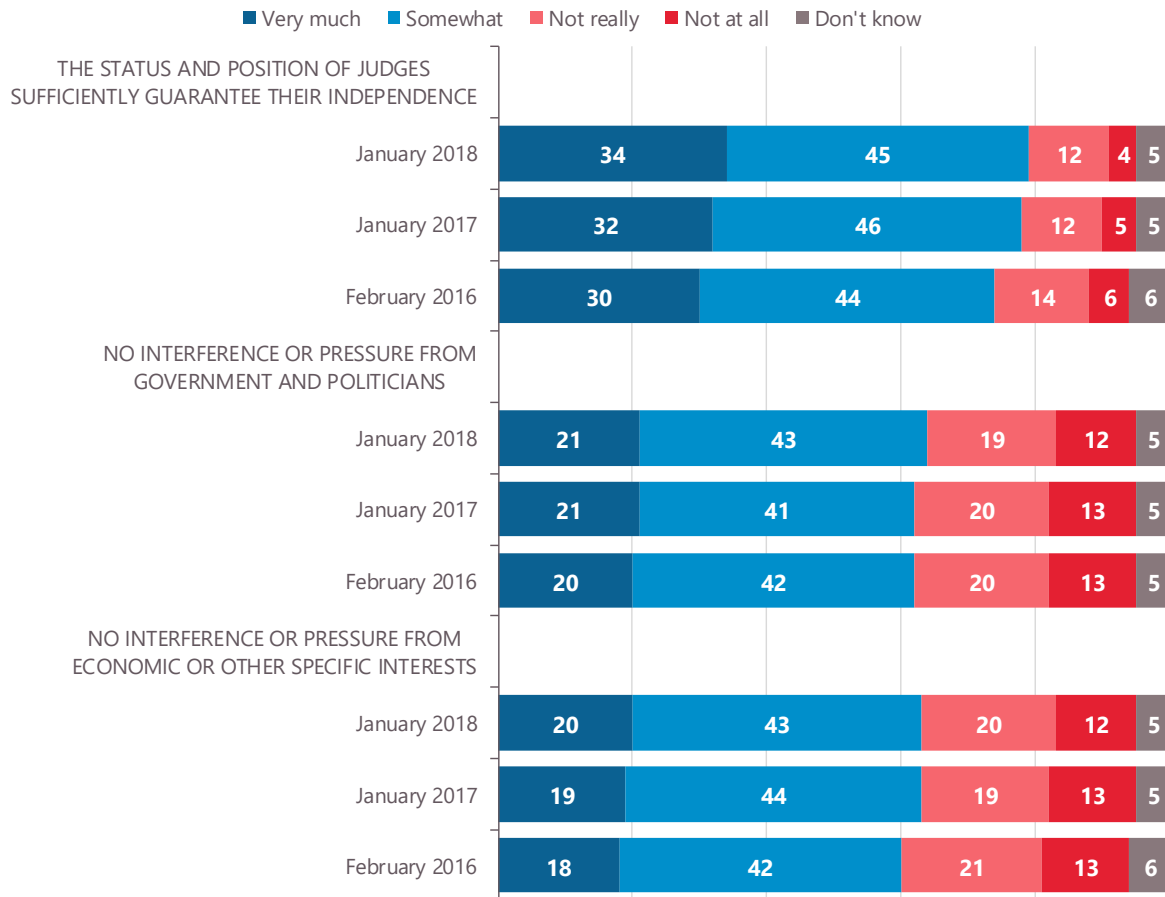
Almost eight in ten (79%, equivalent to 44 % of all respondents) say the fact that the status and position of judges sufficiently guarantee their independence explains their positive rating, with 34% saying this very much explains it. Almost two thirds (64%) say a lack of interference or pressure from government and politicians explains their rating, with 21% saying this very much explains their rating. Almost as many (63%) say a lack of interference or pressure from economic or other specific interests explains their rating, with 20% saying this very much explains it.

Results have remained stable since 2017 (1-2 pp). The longer-term trend since 2016 shows respondents are now slightly more likely to say each of these reasons explains their rating.

---

<sup>7</sup> Q2b Could you tell me to what extent each of the following reasons explains your rating of the independence of the justice system in (OUR COUNTRY): 2b.1 No interference or pressure from government and politicians; 2b.2 No interference or pressure from economic or other specific interests; 2b.3 The status and position of judges sufficiently guarantee their independence.

**Q2b** Could you tell me to what extent each of the following reasons explains your rating of the independence of the justice system in (OUR COUNTRY):  
(% - EU)



Base: Respondents rating the independence of justice in their national justice system as good (N=14,834)

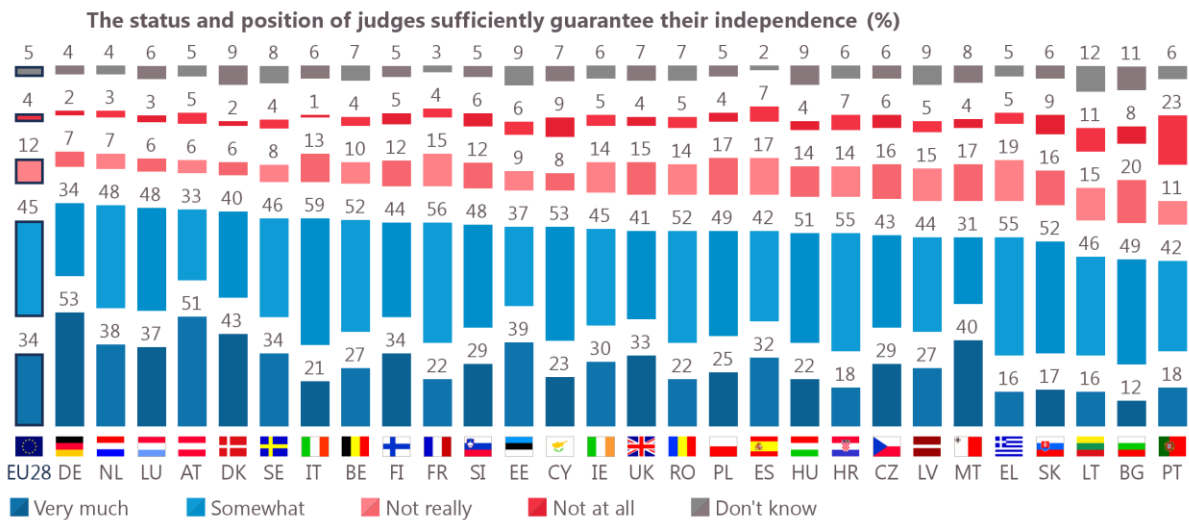
**Status and position of judges**

At least six out of ten respondents in each country say the fact that the status and position of judges sufficiently guarantee their independence is a reason for their positive rating, with proportions ranging from 87% in Germany, 86% in the Netherlands and 85% in Luxembourg to 60% in Portugal, 61% in Bulgaria and 62% in Lithuania.

Respondents in Germany (53%), Austria (51%) and Denmark (43%) are the most likely to say this reason **very much** explains their rating, compared to 12% in Bulgaria and 16% in Lithuania and Greece. Those in Italy (59%), France (56%), Croatia and Greece (both 55%) are the most likely to say this **somewhat** explains their rating, while respondents in Malta (31%) Austria (33%) and Germany (34%) are the least likely to say this.

Respondents in Bulgaria (20%) and Greece (19%) are the most likely to say the fact that the status and position of judges sufficiently guarantee their independence is **not really** a reason for their rating, compared to 6% in Austria, Denmark and Luxembourg who also say this. Portugal (23%) and Lithuania (11%) are the only countries where at least one in ten say this **does not explain their rating at all**. In contrast, 1% in Italy and 2% in Germany and Denmark say the same.

**Q2b.3** Could you tell me to what extent each of the following reasons explains your rating of the independence of the justice system in (OUR COUNTRY):



Base: Respondents rating the independence of justice in their national justice system as good (N=14,834)

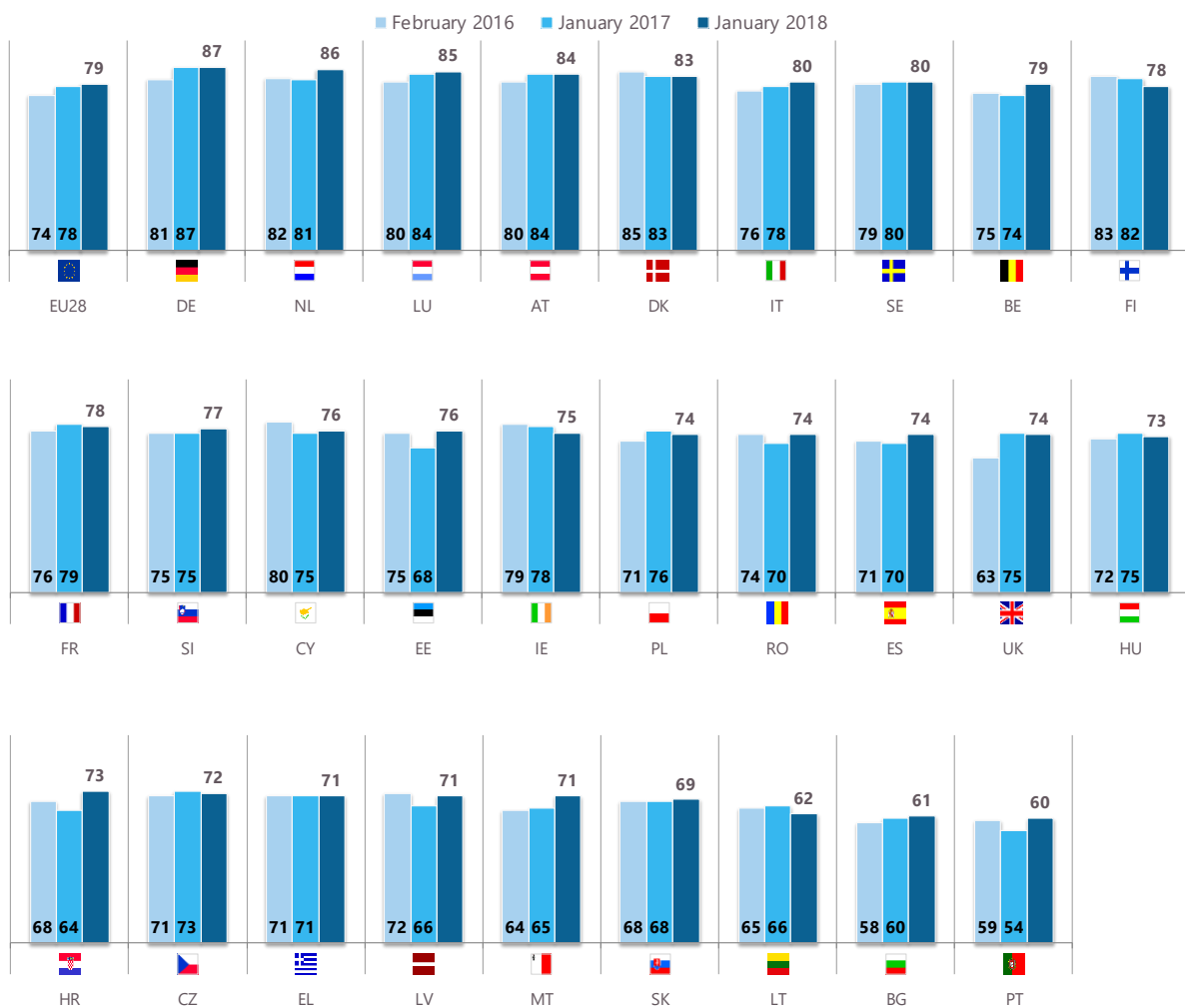


Compared to 2017, respondents in Croatia (+9 pp), Estonia (+8 pp), Malta and Portugal (both +6 pp) are now more likely to say that the status and position of judges guaranteeing their independence explains their good rating of the level of independence of the justice system in their country. Overall, there are 15 Member States where respondents are now more likely to say this reason explains their rating. In contrast, those in Finland and Lithuania are now less likely to do so (both -4 pp).

In the longer-term trend since 2016, respondents in 20 countries are now more likely to say this reason explains their good rating of the level of independence of the justice system in their country.

**Q2b.3** Could you tell me to what extent each of the following reasons explains your rating of the independence of the justice system in (OUR COUNTRY):

**The status and position of judges sufficiently guarantee their independence**



Base: Respondents rating the independence of justice in their national justice system as good (N=14,834)

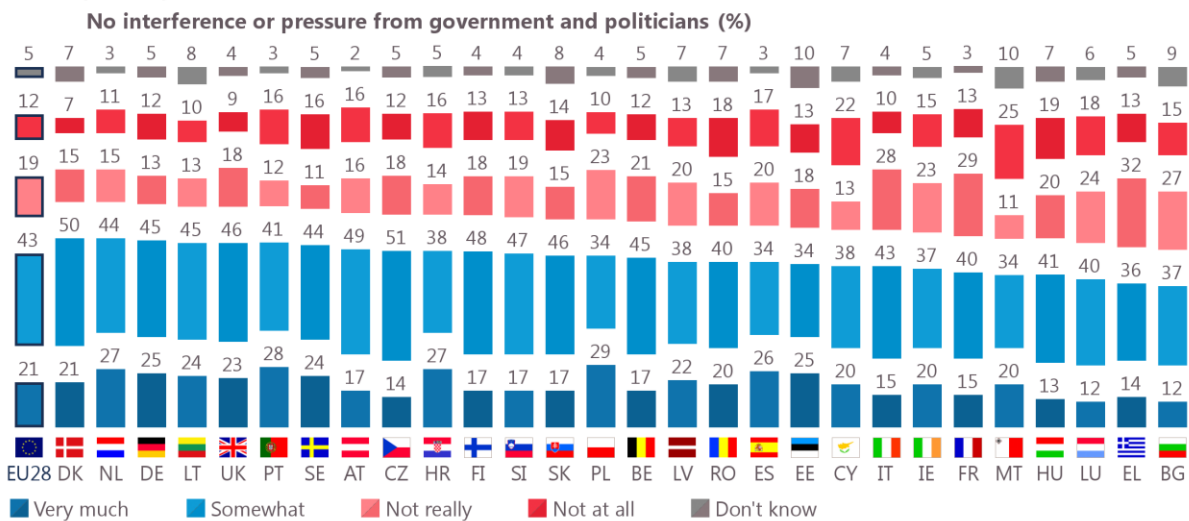
### Political interests

In all but one country, at least half of all respondents say a lack of interference or pressure from government and politicians is a reason for their good rating of the level of independence of the justice system in their country, although there is some variation between Member States. Respondents in Denmark, the Netherlands (both 71%) and Germany (70%) are the most likely to say this, compared to 49% in Bulgaria, 50% in Greece and 52% in Luxembourg.

Respondents in Poland (29%), Portugal (28%), the Netherlands and Croatia (both 27%) are the most likely to say this reason **very much** explains their rating of the independence of the justice system in their country, compared to 12% in Bulgaria and Luxembourg and 13% in Hungary. Respondents in the Czech Republic (51%), Denmark (50%) and Austria (49%) are the most likely to say this **somewhat** explains their rating, while respondents in Malta, Estonia, Spain and Poland (all 34%) are the least likely to say this.

Respondents in Greece (32%), France (29%) and Italy (28%) are the most likely to say no interference or pressure from government and politicians is **not really** a reason for their rating of the independence of the justice system in their country, compared to 11% in Malta and Sweden and 12% in Portugal who also say this. Malta (25%) and Cyprus (22%) are the only countries where at least one in five say this **does not explain their rating at all**. In contrast, 7% in Denmark and 9% in the United Kingdom say the same.

Q2b.1 Could you tell me to what extent each of the following reasons explains your rating of the independence of the justice system in (OUR COUNTRY):



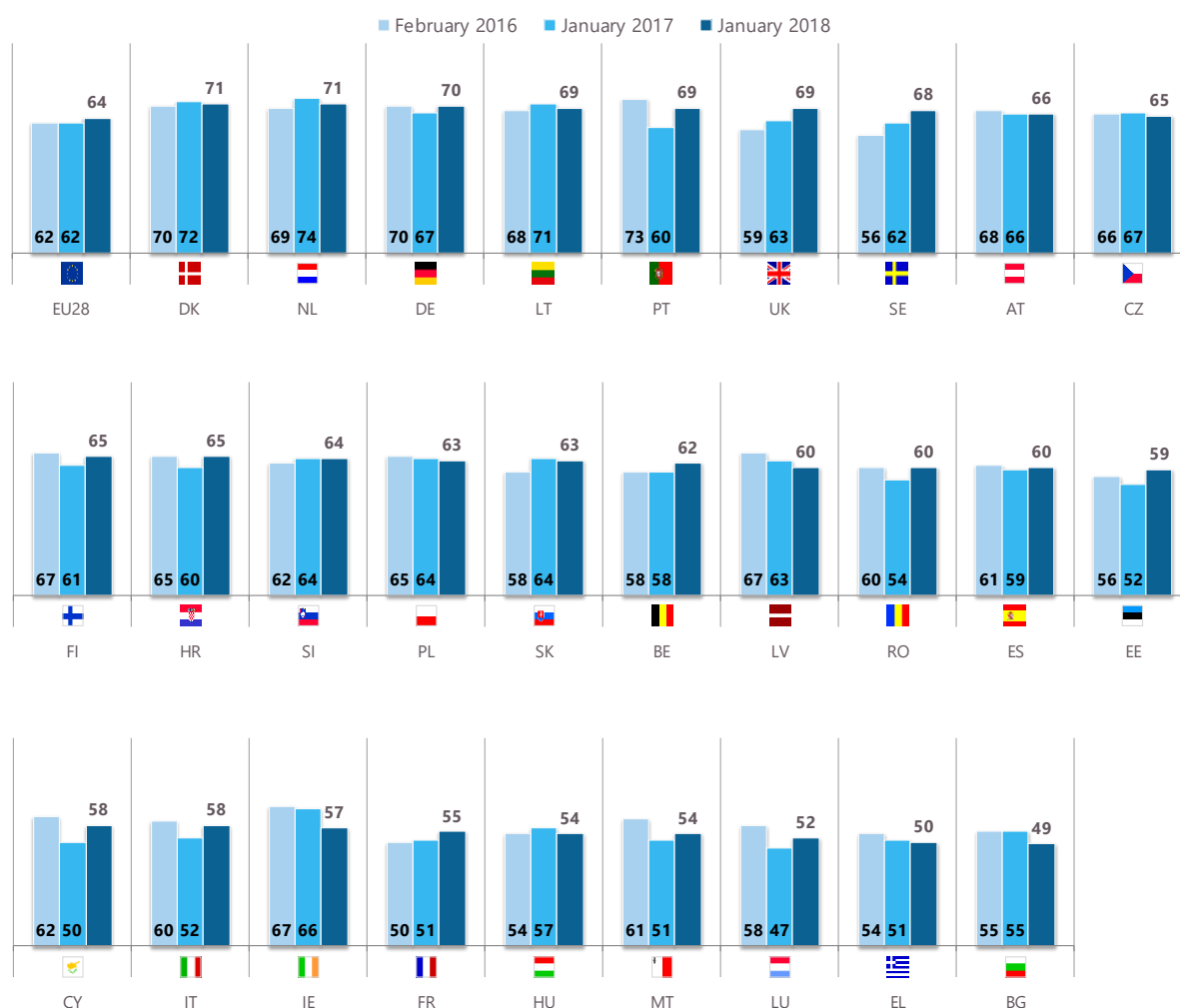
Base: Respondents rating the independence of justice in their national justice system as good (N=14,834)

The country trends since 2017 are mixed. The largest increases of those who mention no interference or pressure from government or politicians are seen amongst respondents in Portugal (+9 pp), Cyprus (+8 pp), Estonia (+7 pp), the United Kingdom, Sweden, Romania and Italy (all +6 pp). The largest declines for this question are seen amongst those in Ireland (-9 pp) and Bulgaria (-6 pp).

Compared to 2016 the proportion of respondents saying no interference or pressure from government and politicians is a reason for their good rating of the level of independence of the justice system in their country has increased in ten countries. In the United Kingdom and Sweden in particular there has been a steady increase since 2016. On the other hand, the proportion of respondents citing this as a reason for their good rating has declined in 14 countries, with Latvia and Greece recording steady declines year-on-year.

**Q2b.1** Could you tell me to what extent each of the following reasons explains your rating of the independence of the justice system in (OUR COUNTRY):

**No interference or pressure from government and politicians**



Base: Respondents rating the independence of justice in their national justice system as good (N=14,834)

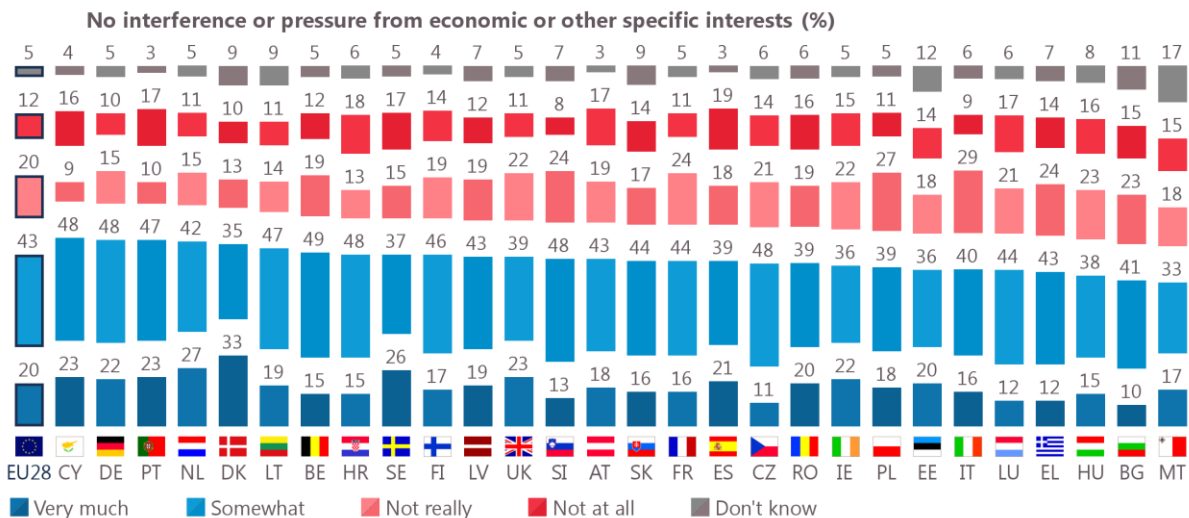
**Economic interests**

At least half of all respondents in each country say that no interference or pressure from economic or other specific interests is a reason for their good rating of the level of independence of the justice system in their country, although there is a degree of variation between Member States. Proportions range from 71% in Cyprus and 70% in Portugal and Germany to 50% in Malta, 51% in Bulgaria and 53% in Hungary.

Respondents in Denmark (33%), the Netherlands (27%) and Sweden (26%) are the most likely to say this **very much** explains their rating, compared to 10% in Bulgaria, 11% in the Czech Republic and 12% in Greece and Luxembourg. Those in Belgium (49%), Cyprus, Germany, Croatia, Slovenia and the Czech Republic (all 48%) are the most likely to say this **somewhat** explains their rating, while respondents in Malta (33%, Denmark (35%), Ireland and Estonia (both 36%) are the least likely to say this.

Respondents in Italy (29%), Poland (27%), Slovenia, France and Greece (all 24%) are the most likely to say that no interference or pressure from economic or other specific interests is **not really** a reason for their rating, compared to 9% in Cyprus and 10% in Portugal who also say this. Finally, those in Spain (19%) and Croatia (18%) are the most likely to say this **does not explain their rating at all**. In contrast, 8% in Slovenia and 9% in Italy say the same.

**Q2b.2** Could you tell me to what extent each of the following reasons explains your rating of the independence of the justice system in (OUR COUNTRY):



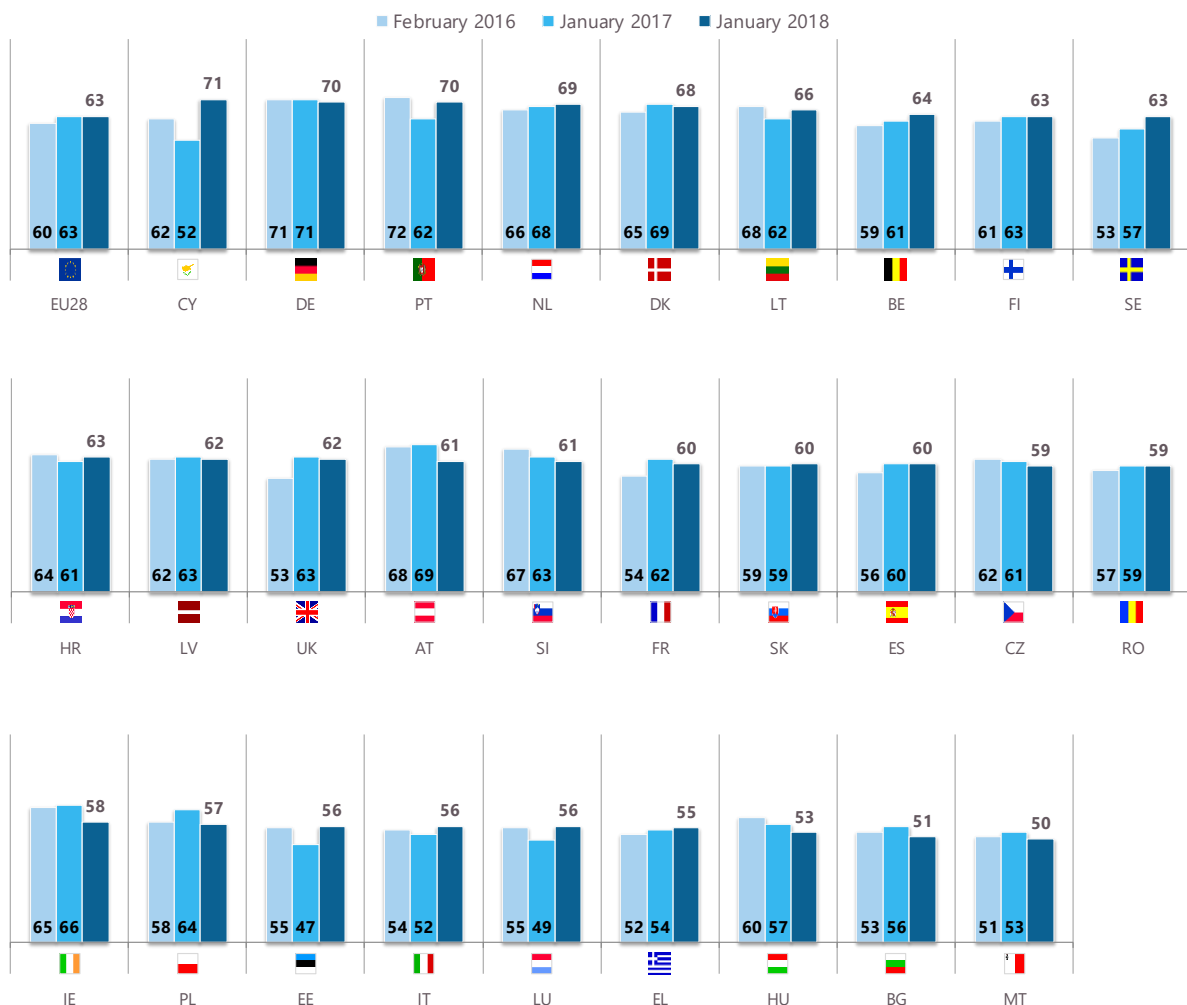
Base: Respondents rating the independence of justice in their national justice system as good (N=14,834)

In most countries there have generally only been small changes since 2017, but there are some exceptions. Respondents in Cyprus (+19 pp), Estonia (+9 pp), Portugal (+8 pp) and Luxembourg (+7 pp) are now much more likely to say that the reason for their good rating of the level of independence of courts and judges in their country is no interference or pressure from economic or other specific interests. In contrast, respondents in Austria and Ireland (both -8 pp) and Poland (-7 pp) are now less likely to say that this reason explains their rating.

The longer-term trend shows that in 15 countries respondents are now more likely to say that the absence of interference or pressure from economic or other specific interests explains their positive rating, and in the Netherlands and Sweden there has been consistent growth across the three surveys. In contrast, there are 12 countries where respondents are now less likely to say that this reason explains their rating. In the Czech Republic and Hungary there has been a consistent year-on-year decline in respondents giving this reason for their positive rating of the level of independence of courts and judges in their country.

**Q2b.2** Could you tell me to what extent each of the following reasons explains your rating of the independence of the justice system in (OUR COUNTRY):

**No interference or pressure from economic or other specific interests**



Base: Respondents rating the independence of justice in their national justice system as good (N=14,834)






The **socio-demographic analysis** reveals the following:

- Men are more likely to say that the guarantees provided by the status and position of judges explains why they rate the level of independence of courts and judges in their country as good (82% vs 75% of women).
- Respondents aged 25+ are more likely than those aged 15-24 to say each of these reasons, namely the status and position of judges, no political pressure and no interference by economic interests, explain their rating.
- The longer a respondent remained in education, the more likely they are to say each of the mentioned reasons explains their rating. For example, 66% of those who completed their education aged 20+ say a lack of interference or pressure from economic or other specific interests explains their rating, compared to 53% of those who completed their education aged 15 or younger.
- Employees are the most likely to say each of the mentioned reasons explains their rating. For instance, 69% say a lack of interference or pressure from government and politicians explains their rating, compared to 60% of manual workers or those who are not working.

Respondents who have not been involved in a dispute that has gone to court are less likely to say a lack of interference or pressure from government and politicians (64% vs 58%) or economic or other specific interests (63% vs 58%) are reasons for their rating, compared to those who have been to court.

**Q2b** Could you tell me to what extent each of the following reasons explains your rating of the independence of the justice system in (OUR COUNTRY):

(% - EU28)

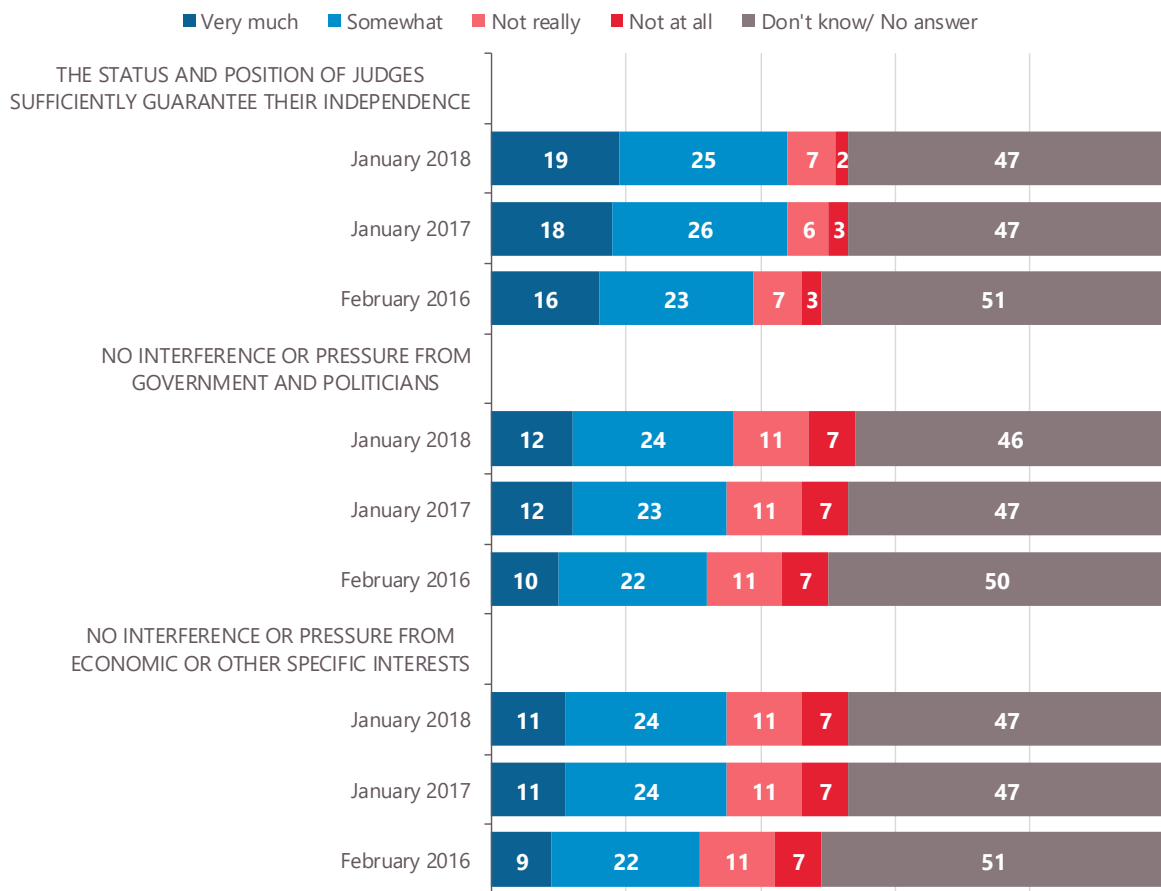
	The status and position of judges sufficiently guarantee their independence		No interference or pressure from government and politicians		No interference or pressure from economic or other specific interests	
	Total 'Explains'	Total 'Doesn't explain'	Total 'Explains'	Total 'Doesn't explain'	Total 'Explains'	Total 'Doesn't explain'
EU28	79	16	64	31	63	32
 Sex						
Male	82	15	65	32	64	32
Female	75	18	64	30	61	33
 Age						
15-24	75	21	58	39	58	38
25-39	78	17	69	27	64	32
40-54	82	14	65	31	67	29
55 +	78	15	62	32	60	32
 Education (End of)						
15-	67	22	54	37	53	38
16-19	75	20	62	33	62	32
20+	84	12	67	29	66	30
Still studying	76	20	59	38	58	37
 Respondent occupation scale						
Self-employed	79	17	66	30	63	34
Employee	82	15	69	28	68	29
Manual workers	76	16	60	33	60	33
Not working	75	18	60	35	59	34
 Involved in dispute which went to court						
Yes	80	16	58	37	58	37
No	79	16	64	31	63	32

Base: Respondents rating the independence of justice in their national justice system as good (N=14,834)

The chart below shows the results of this question when using the answers of **all** respondents. More than four in ten say the fact that the status and position of judges sufficiently guarantee their independence explains why they rate the independence of their justice system, in terms of independence of courts and judges, as good (44%). More than one third say the lack of interference or pressure from government and politicians (36%) or from economic or other specific interests (35%) explains why they think the independence of their justice system, in terms of independence of courts and judges, is good.

Results have remained stable compared to 2017 (0-1 pp). Compared to 2016, however, respondents are now more likely to say each of these three reasons explains their rating.

**Q2bT** Could you tell me to what extent each of the following reasons explains your rating of the independence of the justice system in (OUR COUNTRY):  
(% - EU)



Base: All Respondents (N=26,537)



The country results, recalculated using the full national sample, show respondents in Denmark (72%), the Netherlands and Austria (both 68%) are the most likely to say the **status and position of judges sufficiently guaranteeing their independence** explains why they rate the level of independence of their justice system, in terms of independence of courts and judges, as good.<sup>8</sup> At the other end of the scale, only 17% in Croatia, 18% in Bulgaria and 20% in Slovakia also say this.

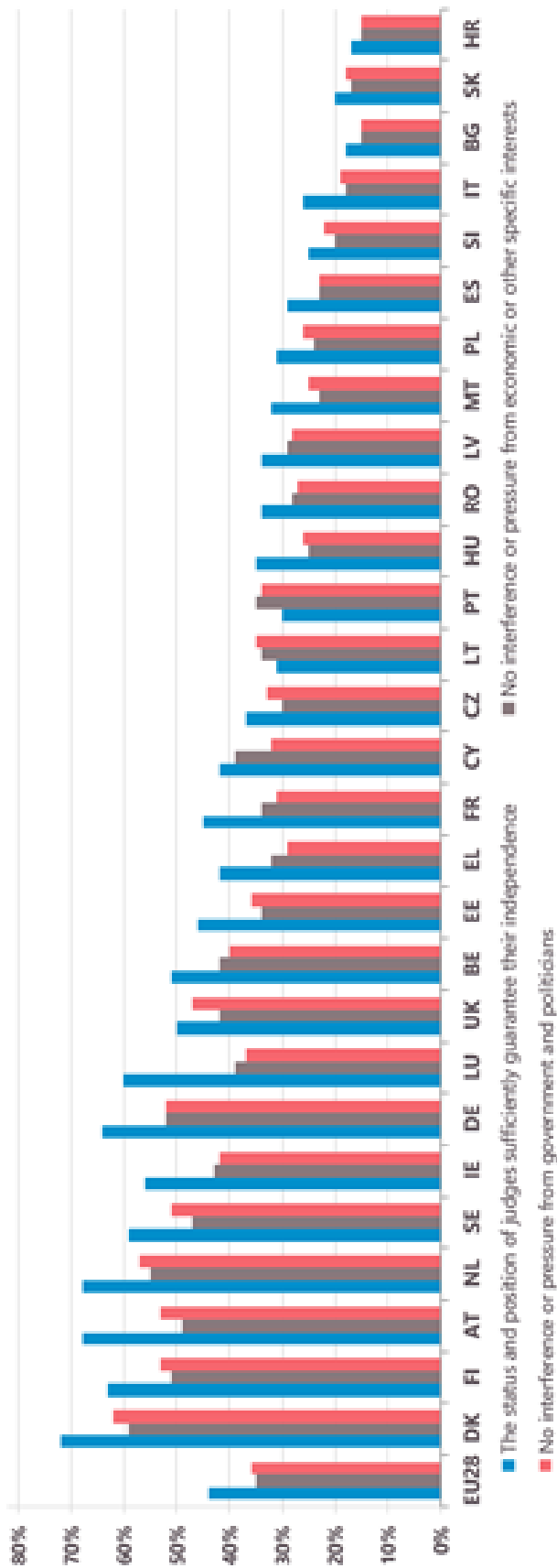
There are six countries where at least half of all respondents say the **absence of interference or pressure from government and politicians** explains why they think the level of independence of courts and judges in their country is good: Denmark (62%), the Netherlands (57%), Austria, Finland (both 53%), Germany (52%) and Sweden (51%). In contrast, 15% in Croatia and Bulgaria and 18% in Slovakia say the same.

There are four Member States where the majority say the **lack of interference or pressure from economic or other specific interests** explains why they rate the level of independence of courts and judges in their country as good: Denmark (59%), the Netherlands (55%), Germany (52%) and Finland (51%). This compares to 15% in Croatia and Bulgaria and 17% in Slovakia.

---

<sup>8</sup> Subtotals may not sum to their corresponding items due to weighting and rounding.

**Q2bT** Could you tell me to what extent each of the following reasons explains your rating of the independence of the justice system in (OUR COUNTRY): (% - TOTAL 'EXPLAINS')



Base: All Respondents (N=26,537)

The order of the countries presented in the chart above corresponds to the order in the chart for Q1.

## 2 Negative assessments

### **Interference or pressure from governments and politicians is the most mentioned reason for respondents to rate the level of independence of courts and judges in their country as bad**

Respondents who rated the level of independence of courts and judges in their country as bad (replying "fairly bad" or "very bad") were asked to what extent their rating could be explained by the following reasons: the lack of guarantees provided by the status and position of judges, interference or pressure from governments or politicians or interference or pressure from economic or special interests explained their rating<sup>9</sup>.

More than seven in ten of these respondents (72%) say **interference or pressure from government and politicians** explains why they rate the independence of the justice system in their country as bad. In fact, 46% say this 'very much' explains their rating. Almost as many (69%) say **interference or pressure from economic or other specific interests** explains their rating, with 37% saying this 'very much' explains it.

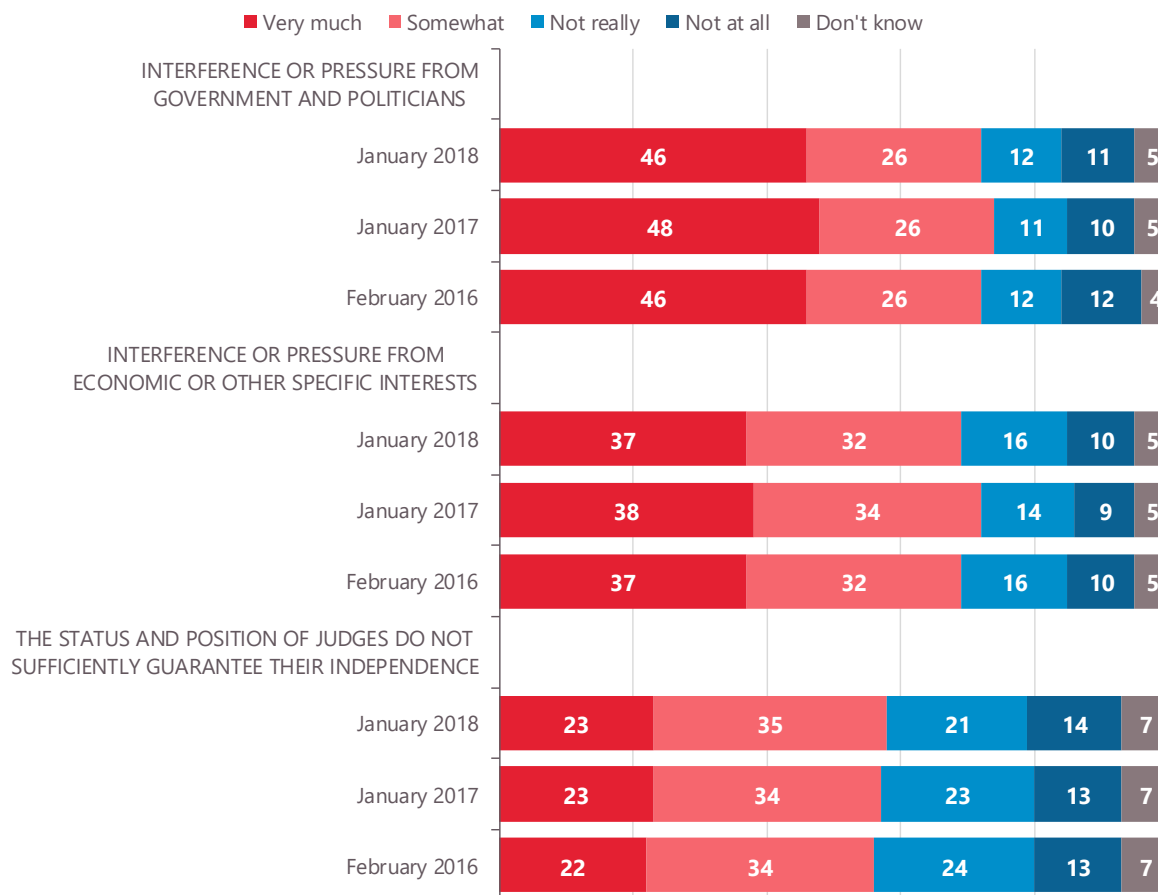
Almost six in ten say the fact that **the status and position of judges do not sufficiently guarantee their independence** is the reason for their poor rating of their national justice system (58%), with almost one quarter (23%) saying this 'very much' explains their rating.

Compared to 2017, respondents are now slightly less likely to say interference or pressure from economic or other specific interests (-3 pp) explains why they rate the independence of courts and judges in their country as bad, with results returning to the level seen in 2016.. Other results have remained largely stable.

---

<sup>9</sup> Q2a Could you tell me to what extent each of the following reasons explains your rating of the independence of the justice system in (OUR COUNTRY) 2a.1 Interference or pressure from government and politicians; 2a.2 Interference or pressure from economic or other specific interests; 2a.3 The status and position of judges does not sufficiently guarantee their independence.

**Q2a** Could you tell me to what extent each of the following reasons explains your rating of the independence of the justice system in (OUR COUNTRY):  
 (% - EU)



Base: Respondents rating the independence of justice in their national justice system as bad (N= 8,568)

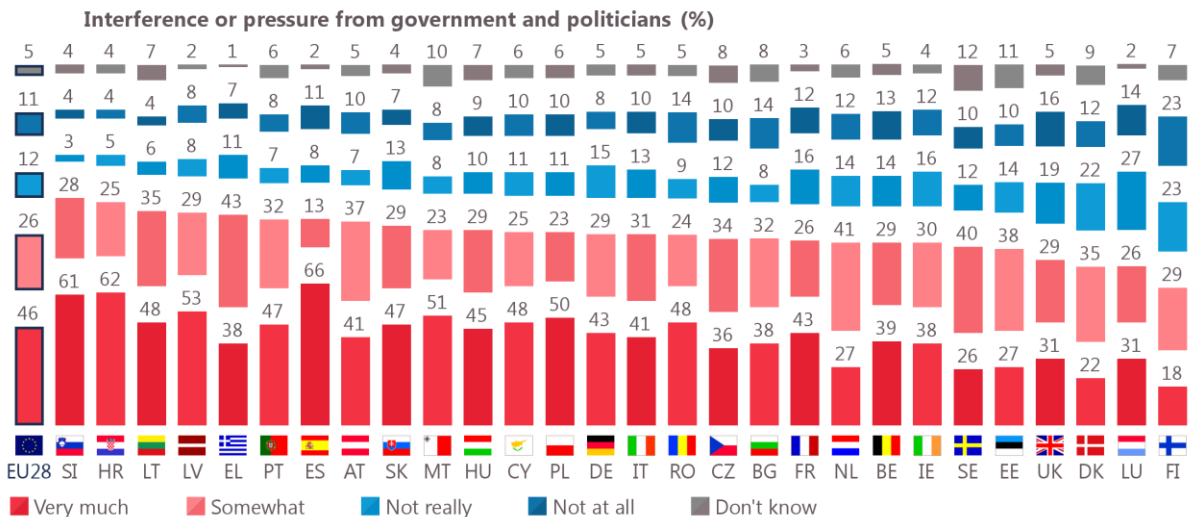
### Political pressure

In all but one country the majority of respondents with a negative perception of the independence of courts and judges in their country indicate interference or pressure from government and politicians as a reason. Respondents in Slovenia (89%), Croatia (87%) and Lithuania (83%) are the most likely to give this reason, particularly compared to respondents in Finland (47%), Luxembourg and Denmark (both 57%).

At least half of all respondents in six countries say this reason **very much** explains their rating: Spain (66%), Croatia (62%), Slovenia (61%), Latvia (53%), Malta (51%) and Poland (50%). In contrast, 18% in Finland, 22% in Denmark and 26% in Sweden say the same. Respondents in Greece (43%), the Netherlands (41%) and Sweden (40%) are the most likely to say this reason **somewhat** explains their bad rating of the level of independence of courts and judges in their country, while those in Spain (13%), Poland and Malta (both 23%) are the least likely to say this.

Luxembourg (27%), Finland (23%) and Denmark (22%) are the only countries where at least one in five say interference or pressure from government and politicians **does not really** explain their bad rating of the level of independence of courts and judges. At the other end of the scale, 3% in Slovenia, 5% in Croatia and 6% in Lithuania also say this. Finally, respondents in Finland (23%) and the United Kingdom (16%) are the most likely to say this reason **does not explain** their bad rating of the level of independence of courts and judges in their country **at all**, while those in Slovenia, Croatia and Lithuania (all 4%) are the least likely to do so.

Q2a.1 Could you tell me to what extent each of the following reasons explains your rating of the independence of the justice system in (OUR COUNTRY):



Base: Respondents rating the independence of justice in their national justice system as bad (N= 8,568)

There have been several large changes at a country level in the proportion of respondents who say that the interference or pressure from government and politicians explain their negative perceptions of the level of independence of courts and judges in their country. Respondents in Malta, Romania (both +15 pp), Luxembourg (+9 pp) and Estonia (+7 pp) are now more likely to say that this reason explains their rating, compared to 2017. In contrast, respondents in Finland (-13 pp), France, Bulgaria (both -10 pp), Denmark and the Czech Republic (both -7 pp) are now less likely to say that this reason explains their rating.

Compared to 2016, respondents in 15 countries are now more likely to say that the interference or pressure from government and politicians explains their negative perceptions of the level of independence of courts and judges in their country, with consistent year-on-year increases observed in the Netherlands and Greece. In contrast, in 11 countries respondents are now less likely to say this than they were in 2016, with consistent declines seen among those in Portugal, Cyprus, Germany, the United Kingdom and Denmark.

There has been no change among respondents in Hungary and Austria.

**Q2a.1** Could you tell me to what extent each of the following reasons explains your rating of the independence of the justice system in (OUR COUNTRY):

**Interference or pressure from government and politicians**



Base: Respondents rating the independence of justice in their national justice system as bad (N= 8,568)

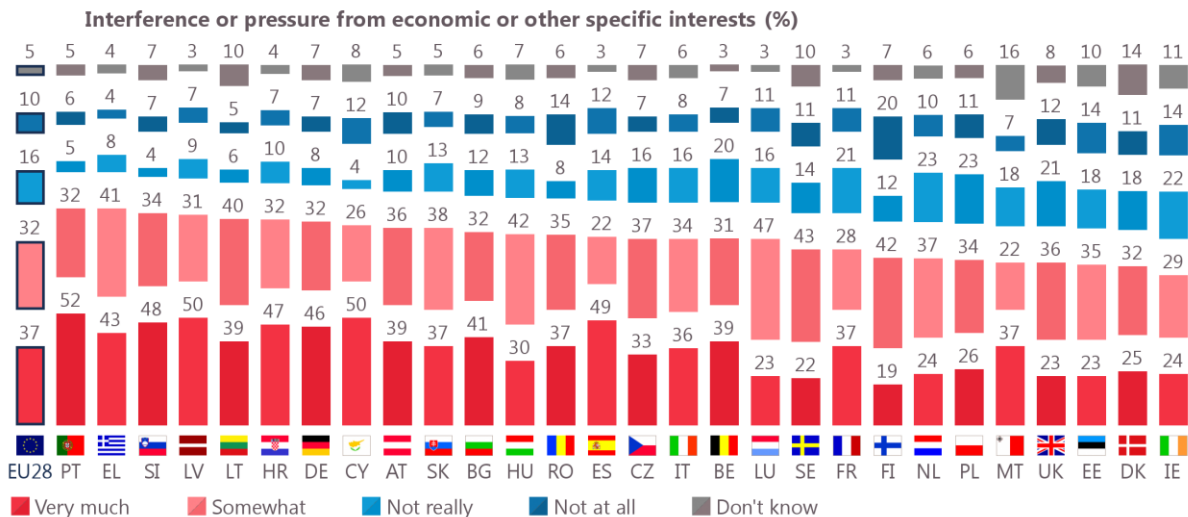
### Economic Interests

Although the majority of this group of respondents in each Member State says that interference or pressure from economic or other specific interests explains their bad rating of the level of independence of courts and judges in their country, there is a degree of diversity in opinion across countries, ranging from 84% in Greece and Portugal and 82% in Slovenia to 53% in Ireland, 57% in Denmark and 58% in Estonia.

There are only three Member States where at least half say this reason **very much** explains their rating: Portugal (52%), Latvia and Cyprus (both 50%). Finland is the only country where fewer than one in five says this (19%). Respondents in Luxembourg (47%), Sweden (43%) Hungary and Finland (both 42%) are the most likely to say this reason **somewhat** explains their bad rating of the level of independence of courts and judges in their country, compared to 22% in Malta and Spain and 26% in Cyprus.

There are six countries where at least one in five says interference or pressure from economic or other specific interests **does not really** explain why they think the independence of their national justice system is bad: the Netherlands, Poland (both 23%), Ireland (22%), the United Kingdom, France (both 21%) and Belgium (20%). Just 4% in Cyprus and Slovenia and 5% in Portugal say the same. Finland is the only country where at least one in five say this reason **does not explain** their bad rating of the level of independence of courts and judges in their country **at all**, compared to 4% in Greece, 5% in Lithuania and 6% in Portugal.

Q2a.2 Could you tell me to what extent each of the following reasons explains your rating of the independence of the justice system in (OUR COUNTRY):



Base: Respondents rating the independence of justice in their national justice system as bad (N= 8,568)

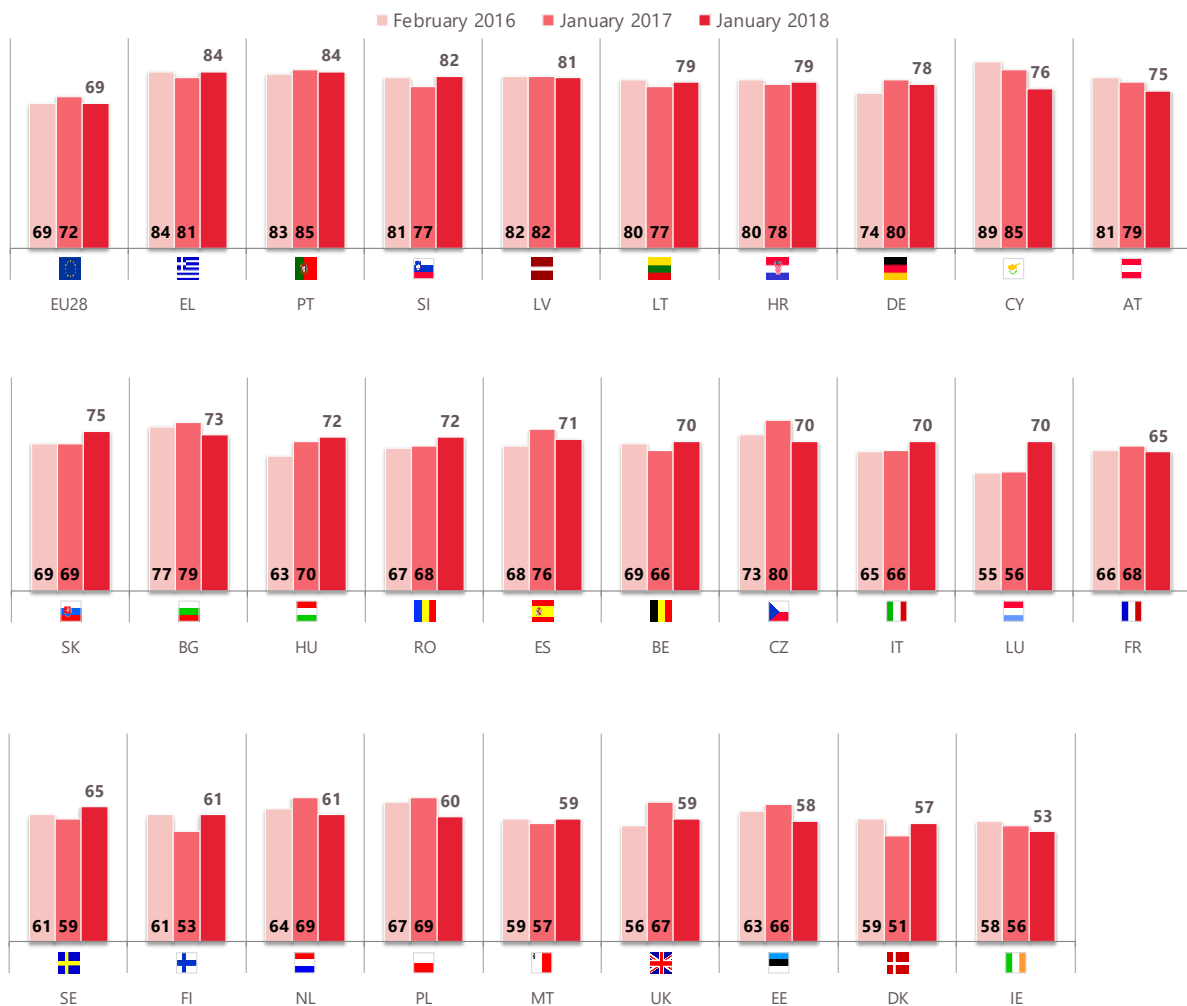
There have been notable changes since 2017 in a number of countries. Respondents in Luxembourg (+14 pp), Finland (+8 pp), Denmark, Sweden, Slovakia (all +6 pp) are now more likely to say that the interference or pressure from economic or other specific interests explains their bad rating of the level of independence of courts and judges in their country. In contrast, respondents in the Czech Republic (-10 pp), Poland (-9 pp), Estonia, the United Kingdom and the Netherlands (all -8 pp) and Bulgaria (-6 pp) are now less likely to say this reason explains their bad rating.

Trends since 2016 are also variable: in 12 countries respondents are now more likely to say this reason explains their bad rating of the level of independence of courts and judges in their country, while in a further 13 respondents are now less likely to do so. In Cyprus and Austria declines since 2016 have been consistent year-on-year.

There has been no change in opinion in Finland, Greece or Malta.

**Q2a.2** Could you tell me to what extent each of the following reasons explains your rating of the independence of the justice system in (OUR COUNTRY):

**Interference or pressure from economic or other specific interests**



Base: Respondents rating the independence of justice in their national justice system as bad (N= 8,568)



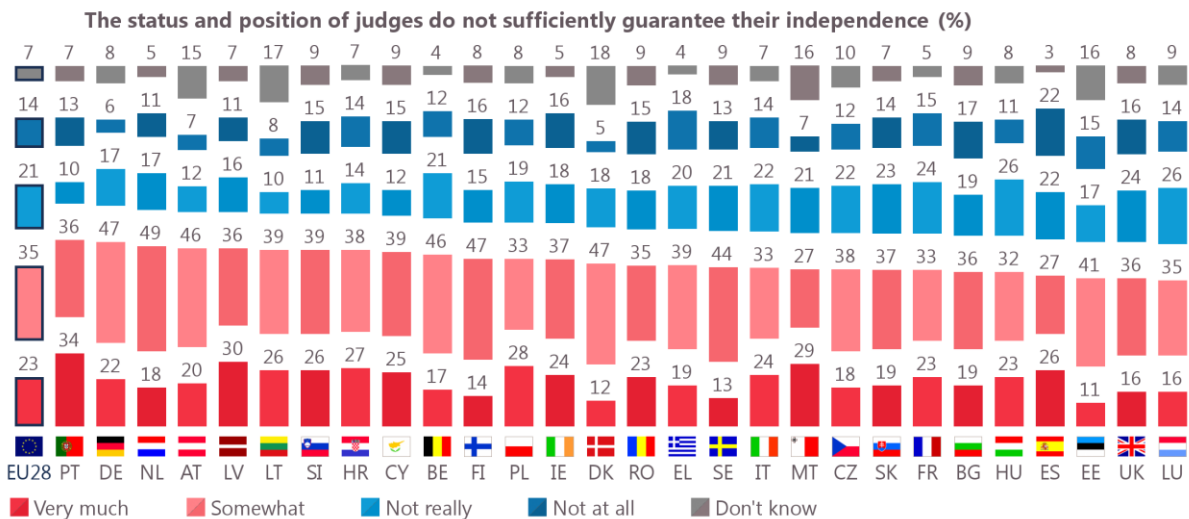
**Status and position of judges**

In all Member States, the majority of respondents who rated the level independence of courts and judges as bad says that the status and position of judges not sufficiently guaranteeing their independence is a reason why they think the independence of their justice system is bad. There is also less variation between countries compared to the other reasons asked for. Proportions range from 70% in Portugal, 69% in Germany and 67% in the Netherlands to 51% in Luxembourg and 52% in Estonia and the United Kingdom.

Respondents in Portugal (34%), Latvia (30%) and Malta (29%) are the most likely to say this reason **very much** explains their bad rating of the level of independence of courts and judges in their country, while those in Estonia (11%), Denmark (12%) and Sweden (13%) are the least likely to do so. More than one quarter of respondents in each country say this reason **somewhat** explains their bad rating, ranging from 49% in the Netherlands and 47% in Germany, Finland and Denmark to 27% in Malta and Spain.

Luxembourg and Hungary (26%) are the only countries where at least one quarter says the status and position of judges not sufficiently guaranteeing independence **does not really explain** the rating of the level of independence of courts and judges in their country, followed by 24% in the United Kingdom and France. This compares to 10% in Portugal and Lithuania and 11% in Slovenia. Finally, those in Spain (22%), Greece (18%) and Bulgaria (17%) are the most likely to say this reason **does not explain** their rating at all, while those in Denmark (5%), Germany (6%), Austria and Malta (both 7%) are the least likely to do so.

Q2a.3 Could you tell me to what extent each of the following reasons explains your rating of the independence of the justice system in (OUR COUNTRY):



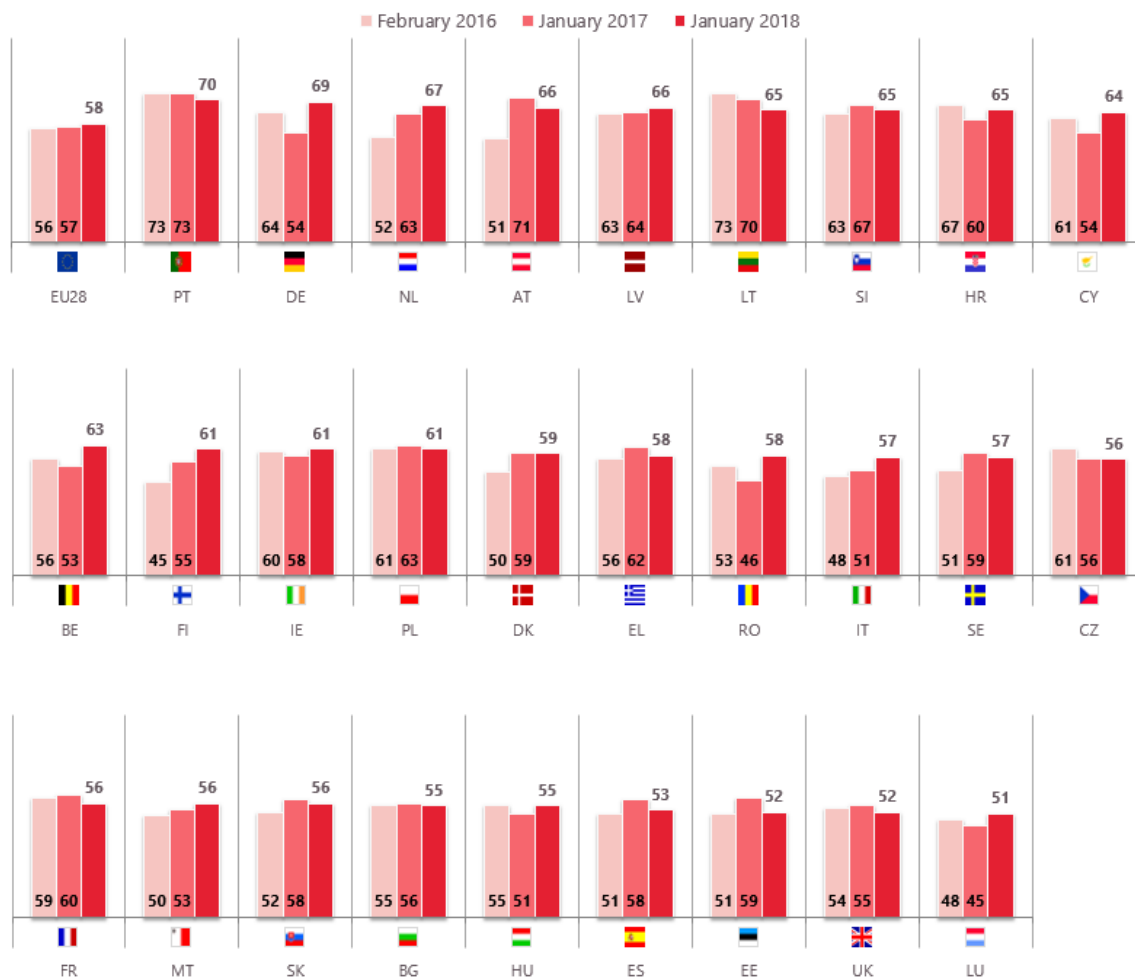
Base: Respondents rating the independence of justice in their national justice system as bad (N= 8,568)

Compared to 2017, respondents in Germany (+15 pp), Romania (+12 pp), Cyprus and Belgium (both +10 pp), Luxembourg, Italy and Finland (all +6 pp) are now more likely to say the fact that the status and position of judges not sufficiently guaranteeing their independence explains their bad rating of the level of independence of courts and judges in their country. On the other hand, respondents in Estonia (-7 pp), Spain, Lithuania and Austria (all -5 pp) are now less likely to say this.

Comparing the present results to those from 2016 shows that in 19 countries respondents are now more likely to say this reason explains their bad rating of the level of independence of courts and judges in their country, with the Netherlands, Finland and Italy showing year-on-year increases. In contrast, the proportion of respondents in Lithuania who say this reason explains their bad rating of the level of independence of courts and judges in their country has been consistently declining.

**Q2a.3** Could you tell me to what extent each of the following reasons explains your rating of the independence of the justice system in (OUR COUNTRY):

**The status and position of judges do not sufficiently guarantee their independence**



Base: Respondents rating the independence of justice in their national justice system as bad (N= 8,568)

The socio-demographic analysis shows:

- Men are slightly more likely to say interference or pressure from economic or other specific interests explains their bad rating of the independence of the justice system in their country (72% vs 67% of women).
- Respondents aged 25-39 are the most likely to say each reason explains their rating. For example, 65% say the fact that the status and position of judges do not sufficiently guarantee their independence explains their bad rating of the independence of the justice system in their country, compared to 54% of those aged 55+.
- The longer a respondent remained in education, the more likely they are to say each reason explains their rating. For example, 72% of those who completed their education aged 20+ say the absence of interference or pressure from economic or other specific interests explains their rating, compared to 67% of those who completed their education aged 15 or younger.
- Employees are the most likely to say each reason explains their rating. For instance, 80% say interference or pressure from government and politicians explains their negative rating, compared to 66% of those who are not working.

**Q2a** Could you tell me to what extent each of the following reasons explains your rating of the independence of the justice system in (OUR COUNTRY):  
(% - EU28)

	No interference or pressure from government and politicians		No interference or pressure from economic or other specific interests		The status and position of judges sufficiently guarantee their independence	
	Total 'Explains'	Total 'Doesn't explain'	Total 'Explains'	Total 'Doesn't explain'	Total 'Explains'	Total 'Doesn't explain'
EU28	72	23	69	26	58	35
Sex						
Male	74	22	72	24	59	36
Female	71	23	67	26	58	34
Age						
15-24	74	22	67	30	59	38
25-39	71	23	75	22	65	31
40-54	74	22	72	24	60	36
55 +	71	23	65	27	54	36
Education (End of)						
15-	60	31	67	30	43	47
16-19	71	25	75	22	58	34
20+	78	18	72	24	64	31
Still studying	76	24	65	27	62	37
Respondent occupation scale						
Self-employed	77	19	75	20	60	34
Employee	80	18	77	21	65	30
Manual workers	72	25	68	29	57	38
Not working	66	27	64	28	54	38

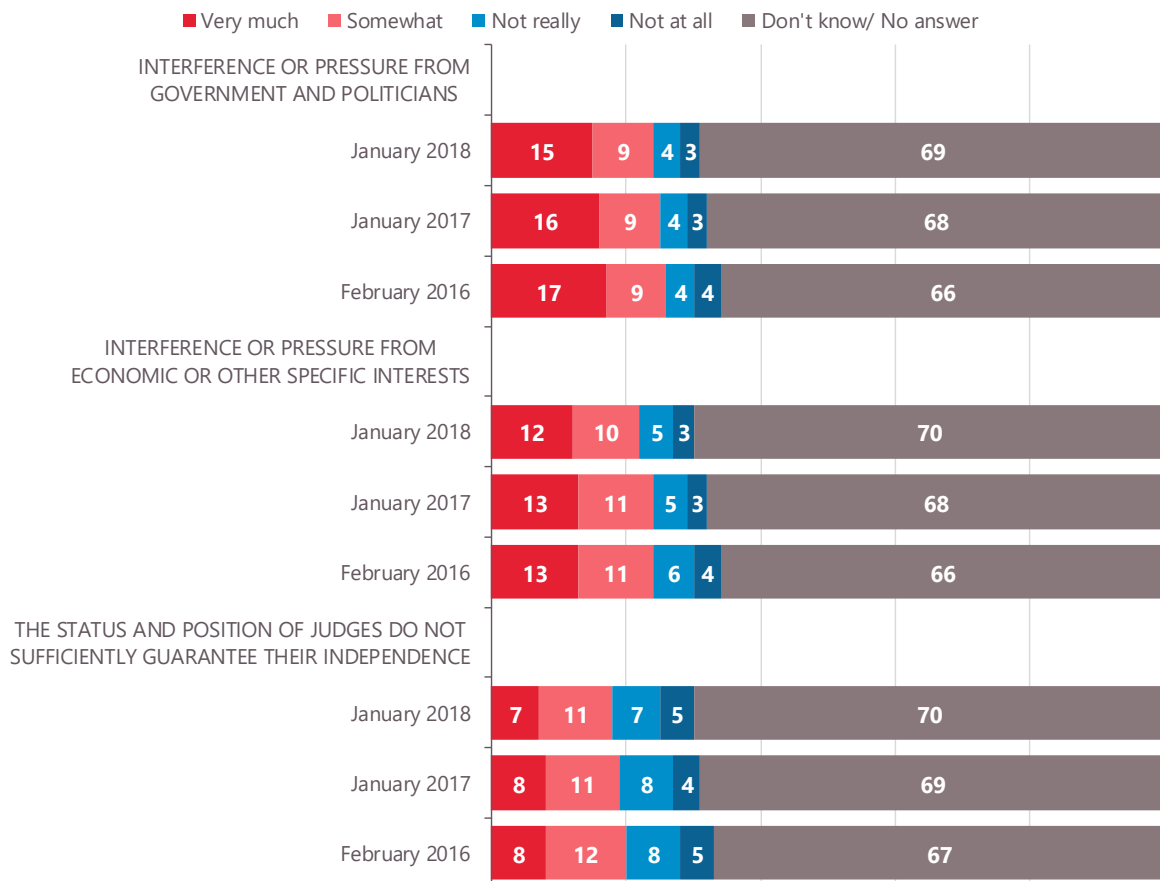
Base: Respondents rating the independence of justice in their national justice system as bad (N= 8,568)

The chart below shows the results of this question when using **all** respondents. Almost one quarter says that the interference or pressure from government and politicians means that they rate the level of independence of courts and judges in their country as bad (24%), while 22% say this about interference or pressure from economic or other specific interests. Almost one in five say the fact that the status and position of judges does not sufficiently guarantee their independence explains why they rate the level of independence of courts and judges in their country as bad (18%).

There have only been minor changes since 2016, with a two-point decline in the proportion who say interference or pressure from economic or other specific interests explains their rating of the level of independence of courts and judges, a one-point decline in the proportion who say this about interference or pressure from government and politicians, or the status and position of judges.

The longer-term trends show the proportion saying each reason explains their rating has declined since 2016.

**Q2aT** Could you tell me to what extent each of the following reasons explains your rating of the independence of the justice system in (OUR COUNTRY):  
(% - EU)



Base: All Respondents (N=26,537)

The country results, recalculated on the full national sample, show that respondents in Croatia (60%), Slovenia (48%) and Slovakia (45%) are the most likely to say that the **interference or pressure from government and politicians** explains why they say that the level of independence of courts and judges in their country is bad.<sup>10</sup> In contrast, just 5% in Finland, Luxembourg and Denmark think the same way.

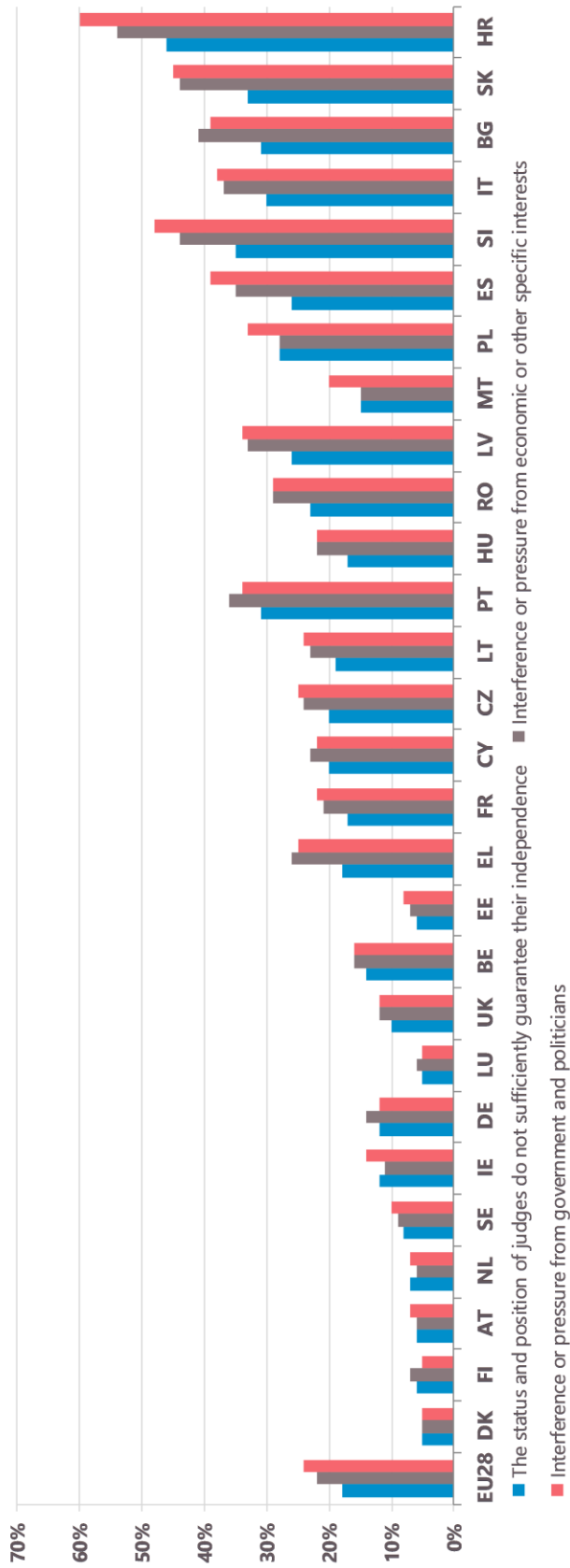
Croatia (54%) is the only country where at least half say that the **interference or pressure from economic or other specific interests** explains why they rate the level of independence of the courts and judges in their country as bad, although 44% in Slovenia and Slovakia also say this. This compares to 5% in Denmark, and 6% in Austria, the Netherlands and Luxembourg.

In 12 countries, at least one in five says the fact that the **status and position of judges does not sufficiently guarantee their independence** explains their bad rating of the level of independence of courts and judges in their country, with those in Croatia (46%), Slovenia (35%) and Slovakia (33%) the most likely to do so. At the other end of the scale, only 5% in Luxembourg and Denmark say the same.

---

<sup>10</sup> Subtotals may not sum to their corresponding items due to weighting and rounding.

**Q2aT** Could you tell me to what extent each of the following reasons explains your rating of the independence of the justice system in (OUR COUNTRY):  
(% - TOTAL 'EXPLAINS')



Base: All Respondents (N=26,537)

The order of the countries presented in the chart above corresponds to the order in the chart for Q1.

## TECHNICAL SPECIFICATIONS

Between the 15<sup>th</sup> and the 16<sup>th</sup> of January 2018, TNS Political & Social, a consortium created between TNS political & social, Kantar UK and Kantar Belgium, carried out the survey FLASH EUROBAROMETER 461 about “Perceived independence of the national justice systems in the EU among the general public”.

This survey has been requested by the EUROPEAN COMMISSION, Directorate-General for Communication. It is a general public survey co-ordinated by the Directorate-General for Communication (DG COMM “Media Monitoring, Media Analysis and Eurobarometer” Unit).

The FLASH EUROBAROMETER 461 survey covers the population of the respective nationalities of the European Union Member States, resident in each of the 28 Member States and aged 15 years and over.

All interviews were carried using the TNS e-Call center (our centralized CATI system). In every country respondents were called both on fixed lines and mobile phones. The basic sample design applied in all states is multi-stage random (probability). In each household, the respondent was drawn at random following the “last birthday rule”.

TNS has developed its own RDD sample generation capabilities based on using contact telephone numbers from responders to random probability or random location face to face surveys, such as Eurobarometer, as seed numbers. The approach works because the seed number identifies a working block of telephone numbers and reduces the volume of numbers generated that will be ineffective. The seed numbers are stratified by NUTS2 region and urbanisation to approximate a geographically representative sample. From each seed number the required sample of numbers are generated by randomly replacing the last two digits. The sample is then screened against business databases in order to exclude as many of these numbers as possible before going into field. This approach is consistent across all countries.

	COUNTRIES	INSTITUTES	N° INTERVIEWS	DATES FIELDWORK		POPULATION 15+	PROPORTION EU28
BE	Belgium	TNS Dimarso	1,000	15/01/2018	16/01/2018	9,263,570	2.20%
BG	Bulgaria	TNS BBSS	1,000	15/01/2018	16/01/2018	6,294,563	1.49%
CZ	Czech Rep.	TNS Aisa	1,001	15/01/2018	15/01/2018	8,955,829	2.12%
DK	Denmark	TNS Gallup DK	1,001	15/01/2018	16/01/2018	4,625,032	1.10%
DE	Germany	TNS Infratest	1,000	15/01/2018	16/01/2018	71,283,580	16.90%
EE	Estonia	TNS Emor	1,000	15/01/2018	16/01/2018	1,113,355	0.26%
IE	Ireland	Behaviour & Attitudes	1,002	15/01/2018	16/01/2018	3,586,829	0.85%
EL	Greece	TNS ICAP	1,000	15/01/2018	16/01/2018	8,791,499	2.08%
ES	Spain	TNS Demoscopia	1,001	15/01/2018	16/01/2018	39,506,853	9.37%
FR	France	TNS Sofres	1,001	15/01/2018	16/01/2018	51,668,700	12.25%
HR	Croatia	HENDAL	1,000	15/01/2018	16/01/2018	724,084	0.17%
IT	Italy	TNS Italia	1,000	15/01/2018	16/01/2018	51,336,889	12.17%
CY	Rep. Of Cyprus	CYMAR	500	15/01/2018	15/01/2018	724,084	0.17%
LV	Latvia	TNS Latvia	1,001	15/01/2018	16/01/2018	1,731,509	0.41%
LT	Lithuania	TNS LT	1,001	15/01/2018	16/01/2018	2,535,329	0.60%
LU	Luxembourg	TNS ILRES	500	15/01/2018	16/01/2018	445,806	0.11%
HU	Hungary	TNS Hoffmann	1,003	15/01/2018	16/01/2018	8,477,933	2.01%
MT	Malta	MISCO	509	15/01/2018	15/01/2018	360,045	0.09%
NL	Netherlands	TNS NIPO	1,007	15/01/2018	16/01/2018	13,901,653	3.30%
AT	Austria	Öst. Gallup Institut	1,000	15/01/2018	16/01/2018	7,232,497	1.72%
PL	Poland	TNS Polska	1,000	15/01/2018	16/01/2018	32,413,735	7.69%
PT	Portugal	TNS Euroteste	1,000	15/01/2018	16/01/2018	8,080,915	1.92%
RO	Romania	TNS CSOP	1,003	15/01/2018	16/01/2018	18,246,731	4.33%
SI	Slovenia	Mediana DOO	1,002	15/01/2018	16/01/2018	1,759,701	0.42%
SK	Slovakia	TNS SK	1,000	15/01/2018	16/01/2018	4,549,956	1.08%
FI	Finland	TNS Gallup Oy	1,000	15/01/2018	16/01/2018	4,440,004	1.05%
SE	Sweden	TNS Sifo AB	1,000	15/01/2018	16/01/2018	7,791,240	1.85%
UK	United Kingdom	TNS UK	1,005	15/01/2018	16/01/2018	51,848,010	12.30%
	TOTAL EU28		26,537	15/01/2018	16/01/2018	421,689,931	100%*

Readers are reminded that survey results are estimations, the accuracy of which, everything being equal, rests upon the sample size and upon the observed percentage. With samples of about 1,000 interviews, the real percentages vary within the following confidence limits:



Statistical Margins due to the sampling process

(at the 95% level of confidence)

various sample sizes are in rows

various observed results are in columns

	5%	10%	15%	20%	25%	30%	35%	40%	45%	50%	
	95%	90%	85%	80%	75%	70%	65%	60%	55%	50%	
N=50	6,0	8,3	9,9	11,1	12,0	12,7	13,2	13,6	13,8	13,9	N=50
N=500	1,9	2,6	3,1	3,5	3,8	4,0	4,2	4,3	4,4	4,4	N=500
<b>N=1000</b>	<b>1,4</b>	<b>1,9</b>	<b>2,2</b>	<b>2,5</b>	<b>2,7</b>	<b>2,8</b>	<b>3,0</b>	<b>3,0</b>	<b>3,1</b>	<b>3,1</b>	<b>N=1000</b>
N=1500	1,1	1,5	1,8	2,0	2,2	2,3	2,4	2,5	2,5	2,5	N=1500
N=2000	1,0	1,3	1,6	1,8	1,9	2,0	2,1	2,1	2,2	2,2	N=2000
N=3000	0,8	1,1	1,3	1,4	1,5	1,6	1,7	1,8	1,8	1,8	N=3000
N=4000	0,7	0,9	1,1	1,2	1,3	1,4	1,5	1,5	1,5	1,5	N=4000
N=5000	0,6	0,8	1,0	1,1	1,2	1,3	1,3	1,4	1,4	1,4	N=5000
N=6000	0,6	0,8	0,9	1,0	1,1	1,2	1,2	1,2	1,3	1,3	N=6000
N=7000	0,5	0,7	0,8	0,9	1,0	1,1	1,1	1,1	1,2	1,2	N=7000
N=7500	0,5	0,7	0,8	0,9	1,0	1,0	1,1	1,1	1,1	1,1	N=7500
N=8000	0,5	0,7	0,8	0,9	0,9	1,0	1,0	1,1	1,1	1,1	N=8000
N=9000	0,5	0,6	0,7	0,8	0,9	0,9	1,0	1,0	1,0	1,0	N=9000
N=10000	0,4	0,6	0,7	0,8	0,8	0,9	0,9	1,0	1,0	1,0	N=10000
N=11000	0,4	0,6	0,7	0,7	0,8	0,9	0,9	0,9	0,9	0,9	N=11000
N=12000	0,4	0,5	0,6	0,7	0,8	0,8	0,9	0,9	0,9	0,9	N=12000
N=13000	0,4	0,5	0,6	0,7	0,7	0,8	0,8	0,8	0,9	0,9	N=13000
N=14000	0,4	0,5	0,6	0,7	0,7	0,8	0,8	0,8	0,8	0,8	N=14000
N=15000	0,3	0,5	0,6	0,6	0,7	0,7	0,8	0,8	0,8	0,8	N=15000
	5%	10%	15%	20%	25%	30%	35%	40%	45%	50%	
	95%	90%	85%	80%	75%	70%	65%	60%	55%	50%	

## QUESTIONNAIRE

### ASK ALL

**Q1 From what you know, how would you rate the justice system in (OUR COUNTRY) in terms of the independence of courts and judges? Would you say it is very good, fairly good, fairly bad or very bad?**

*(READ OUT – ONE ANSWER ONLY)*

Very good	1
Fairly good	2
Fairly bad	3
Very bad	4
DK	5

FL447 Q1

**ASK Q2a IF 'FAIRLY BAD' (CODE 3) OR 'VERY BAD' (CODE 4) IN Q1 – OTHERS GO TO Q2b**

**Q2a Could you tell me to what extent each of the following reasons explains your rating of the independence of the justice system in (OUR COUNTRY):**

*(READ OUT – ONE ANSWER PER LINE)*

		Very much	Somewhat	Not really	Not at all	DK
1	Interference or pressure from government and politicians	1	2	3	4	6
2	Interference or pressure from economic or other specific interests	1	2	3	4	6
3	The status and position of judges do not sufficiently guarantee their independence	1	2	3	4	6

FL447 Q2a

**ASK Q2b IF 'VERY GOOD' (CODE 1) OR 'FAIRLY GOOD' (CODE 2) IN Q1**






























**Q2b** Could you tell me to what extent each of the following reasons explains your rating of the independence of the justice system in (OUR COUNTRY):

(READ OUT – ONE ANSWER PER LINE)






























		Very much	Somewhat	Not really	Not at all	DK
1	No interference or pressure from government and politicians	1	2	3	4	6
2	No interference or pressure from economic or other specific interests	1	2	3	4	6
3	The status and position of judges sufficiently guarantee their independence	1	2	3	4	6

FL447 Q2b

**D8** In the last two years, have you been involved in any dispute which has gone to court?  
(%)

	Yes		No		Don't know
	FL461	Diff. FL461 - FL447	FL461	Diff. FL461 - FL447	
EU28 	<b>6</b>	1	<b>94</b>	-1	<b>0</b>
BE 	<b>5</b>	-2	<b>95</b>	3	<b>0</b>
BG 	<b>7</b>	1	<b>92</b>	-2	<b>1</b>
CZ 	<b>6</b>	-3	<b>94</b>	3	<b>0</b>
DK 	<b>4</b>	0	<b>96</b>	0	<b>0</b>
DE 	<b>5</b>	0	<b>95</b>	0	<b>0</b>
EE 	<b>5</b>	0	<b>95</b>	0	<b>0</b>
IE 	<b>3</b>	1	<b>97</b>	0	<b>0</b>
EL 	<b>5</b>	1	<b>95</b>	0	<b>0</b>
ES 	<b>6</b>	0	<b>94</b>	0	<b>0</b>
FR 	<b>5</b>	0	<b>95</b>	0	<b>0</b>
HR 	<b>10</b>	-4	<b>90</b>	4	<b>0</b>
IT 	<b>7</b>	1	<b>93</b>	-1	<b>0</b>
CY 	<b>7</b>	3	<b>93</b>	-3	<b>0</b>
LV 	<b>6</b>	1	<b>94</b>	-1	<b>0</b>
LT 	<b>8</b>	1	<b>92</b>	-1	<b>0</b>
LU 	<b>5</b>	-1	<b>95</b>	1	<b>0</b>
HU 	<b>7</b>	1	<b>93</b>	-1	<b>0</b>
MT 	<b>4</b>	-3	<b>96</b>	3	<b>0</b>
NL 	<b>5</b>	0	<b>95</b>	0	<b>0</b>
AT 	<b>7</b>	1	<b>93</b>	-1	<b>0</b>
PL 	<b>8</b>	2	<b>92</b>	-2	<b>0</b>
PT 	<b>5</b>	0	<b>95</b>	0	<b>0</b>
RO 	<b>9</b>	3	<b>91</b>	-3	<b>0</b>
SI 	<b>6</b>	-1	<b>94</b>	1	<b>0</b>
SK 	<b>6</b>	-1	<b>94</b>	1	<b>0</b>
FI 	<b>3</b>	-2	<b>97</b>	2	<b>0</b>
SE 	<b>4</b>	0	<b>96</b>	0	<b>0</b>
UK 	<b>5</b>	2	<b>95</b>	-2	<b>0</b>

**Q1** From what you know, how would you rate the justice system in (OUR COUNTRY) in terms of the independence of courts and judges? Would you say it is very good, fairly good, fairly bad or very bad? (%)

		Very good		Fairly good		Fairly bad		Very bad		Don't know	Total 'Good'		Total 'Bad'	
		FL461	Diff. FL461 - FL447	FL461	Diff. FL461 - FL447	FL461	Diff. FL461 - FL447	FL461	Diff. FL461 - FL447		FL461	Diff. FL461 - FL447	FL461	Diff. FL461 - FL447
EU28		11	0	45	1	22	-1	10	-1	12	56	1	32	-2
BE		9	4	55	1	18	-3	5	-1	13	64	5	23	-4
BG		3	1	27	3	31	-6	26	0	13	30	4	57	-6
CZ		5	0	46	2	28	-3	7	-2	14	51	2	35	-5
DK		38	-2	49	3	7	2	2	0	4	87	1	9	2
DE		19	0	55	-4	14	2	3	-1	9	74	-4	17	1
EE		7	2	54	12	11	-1	1	-1	27	61	14	12	-2
IE		20	-3	55	4	12	1	7	-1	6	75	1	19	0
EL		11	3	48	4	22	-3	9	-2	10	59	7	31	-5
ES		7	4	32	4	32	-7	17	-2	12	39	8	49	-9
FR		6	3	52	2	23	-3	8	-3	11	58	5	31	-6
HR		6	-2	17	-7	34	-1	35	8	8	23	-9	69	7
IT		3	1	29	-1	32	-6	21	2	15	32	0	53	-4
CY		9	-2	46	-3	18	4	12	1	15	55	-5	30	5
LV		2	-1	45	-1	34	-2	7	0	12	47	-2	41	-2
LT		2	-1	48	-1	22	-3	7	0	21	50	-2	29	-3
LU		15	0	56	-1	7	0	2	0	20	71	-1	9	0
HU		6	1	42	-1	22	1	8	1	22	48	0	30	2
MT		8	0	37	-5	18	-5	9	1	28	45	-5	27	-4
NL		25	0	54	3	7	-1	3	-1	11	79	3	10	-2
AT		23	3	58	0	7	-7	2	0	10	81	3	9	-7
PL		5	0	37	-8	29	3	16	5	13	42	-8	45	8
PT		2	0	48	8	32	2	11	-3	7	50	8	43	-1
RO		5	-2	42	-1	24	5	15	-1	14	47	-3	39	4
SI		2	1	31	-3	32	2	22	1	13	33	-2	54	3
SK		3	1	26	5	39	4	19	-5	13	29	6	58	-1
FI		17	-2	65	3	9	-2	1	-1	8	82	1	10	-3
SE		22	1	53	2	11	-1	3	-3	11	75	3	14	-4
UK		20	-6	48	3	13	2	7	2	12	68	-3	20	4

**Q2a.1** Could you tell me to what extent each of the following reasons explains your rating of the independence of the justice system in (OUR COUNTRY):

**Interference or pressure from government and politicians (%)**

(IF 'FAIRLY BAD' OR 'VERY BAD' IN Q1)

		Very much		Somewhat		Not really		Not at all		Don't know	Total 'Explains'		Total 'Doesn't explain'	
		FL461	Diff. FL461 - FL447	FL461	Diff. FL461 - FL447	FL461	Diff. FL461 - FL447	FL461	Diff. FL461 - FL447		FL461	Diff. FL461 - FL447	FL461	Diff. FL461 - FL447
EU28		46	-2	26	0	12	1	11	1	5	72	-2	23	2
BE		39	-1	29	0	14	1	13	0	5	68	-1	27	1
BG		38	-8	32	-2	8	0	14	8	8	70	-10	22	8
CZ		36	-5	34	-2	12	1	10	4	8	70	-7	22	5
DK		22	-2	35	-5	22	0	12	4	9	57	-7	34	4
DE		43	-5	29	1	15	7	8	1	5	72	-4	23	8
EE		27	-4	38	11	14	6	10	-10	11	65	7	24	-4
IE		38	1	30	-5	16	5	12	-2	4	68	-4	28	3
EL		38	-2	43	3	11	2	7	-2	1	81	1	18	0
ES		66	-5	13	0	8	1	11	4	2	79	-5	19	5
FR		43	-10	26	0	16	7	12	2	3	69	-10	28	9
HR		62	0	25	2	5	-1	4	-2	4	87	2	9	-3
IT		41	5	31	-2	13	-2	10	-2	5	72	3	23	-4
CY		48	-4	25	2	11	4	10	2	6	73	-2	21	6
LV		53	8	29	-7	8	-1	8	2	2	82	1	16	1
LT		48	3	35	-2	6	4	4	-4	7	83	1	10	0
LU		31	1	26	8	27	-6	14	-1	2	57	9	41	-7
HU		45	1	29	2	10	-4	9	-1	7	74	3	19	-5
MT		51	19	23	-4	8	-5	8	-7	10	74	15	16	-12
NL		27	2	41	3	14	1	12	-4	6	68	5	26	-3
AT		41	-6	37	7	7	-4	10	1	5	78	1	17	-3
PL		50	2	23	0	11	-4	10	0	6	73	2	21	-4
PT		47	-7	32	5	7	3	8	3	6	79	-2	15	6
RO		48	12	24	3	9	-6	14	-9	5	72	15	23	-15
SI		61	1	28	2	3	0	4	-3	4	89	3	7	-3
SK		47	-4	29	4	13	3	7	-1	4	76	0	20	2
FI		18	-13	29	0	23	2	23	8	7	47	-13	46	10
SE		26	-3	40	1	12	2	10	1	12	66	-2	22	3
UK		31	-7	29	1	19	7	16	0	5	60	-6	35	7

**Q2a.2** Could you tell me to what extent each of the following reasons explains your rating of the independence of the justice system in (OUR COUNTRY):

**Interference or pressure from economic or other specific interests (%)**

(IF 'FAIRLY BAD' OR 'VERY BAD' IN Q1)

		Very much		Somewhat		Not really		Not at all		Don't know	Total 'Explains'		Total 'Doesn't explain'	
		FL461	Diff: FL461 - FL447	FL461	Diff: FL461 - FL447	FL461	Diff: FL461 - FL447	FL461	Diff: FL461 - FL447		FL461	Diff: FL461 - FL447	FL461	Diff: FL461 - FL447
EU28		37	-1	32	-2	16	2	10	1	5	69	-3	26	3
BE		39	9	31	-5	20	2	7	-4	3	70	4	27	-2
BG		41	-3	32	-3	12	2	9	2	6	73	-6	21	4
CZ		33	-6	37	-4	16	7	7	1	7	70	-10	23	8
DK		25	12	32	-6	18	0	11	-1	14	57	6	29	-1
DE		46	8	32	-10	8	2	7	-1	7	78	-2	15	1
EE		23	-4	35	-4	18	9	14	0	10	58	-8	32	9
IE		24	0	29	-3	22	-2	14	-3	11	53	-3	36	-5
EL		43	4	41	-1	8	1	4	-5	4	84	3	12	-4
ES		49	-4	22	-1	14	2	12	3	3	71	-5	26	5
FR		37	-1	28	-2	21	4	11	0	3	65	-3	32	4
HR		47	1	32	0	10	1	7	0	4	79	1	17	1
IT		36	5	34	-1	16	-3	8	-2	6	70	4	24	-5
CY		50	-10	26	1	4	0	12	5	8	76	-9	16	5
LV		50	0	31	-1	9	0	7	1	3	81	-1	16	1
LT		39	1	40	1	6	1	5	-4	10	79	2	11	-3
LU		23	-3	47	17	16	-11	11	-1	3	70	14	27	-12
HU		30	-5	42	7	13	-2	8	0	7	72	2	21	-2
MT		37	15	22	-13	18	6	7	-2	16	59	2	25	4
NL		24	-2	37	-6	23	13	10	-3	6	61	-8	33	10
AT		39	-2	36	-2	10	-3	10	4	5	75	-4	20	1
PL		26	-4	34	-5	23	5	11	4	6	60	-9	34	9
PT		52	-3	32	2	5	2	6	0	5	84	-1	11	2
RO		37	2	35	2	8	-1	14	-2	6	72	4	22	-3
SI		48	9	34	-4	4	-3	7	-1	7	82	5	11	-4
SK		37	0	38	6	13	0	7	-3	5	75	6	20	-3
FI		19	-1	42	9	12	-15	20	4	7	61	8	32	-11
SE		22	-1	43	7	14	-5	11	1	10	65	6	25	-4
UK		23	-12	36	4	21	4	12	3	8	59	-8	33	7

**Q2a.3** Could you tell me to what extent each of the following reasons explains your rating of the independence of the justice system in (OUR COUNTRY):

**The status and position of judges do not sufficiently guarantee their independence (%)**

(IF 'FAIRLY BAD' OR 'VERY BAD' IN Q1)

		Very much		Somewhat		Not really		Not at all		Don't know	Total 'Explains'		Total 'Doesn't explain'	
		FL461	Diff. FL461 - FL447	FL461	Diff. FL461 - FL447	FL461	Diff. FL461 - FL447	FL461	Diff. FL461 - FL447		FL461	Diff. FL461 - FL447	FL461	Diff. FL461 - FL447
EU28		23	0	35	1	21	-2	14	1	7	58	1	35	-1
BE		17	-1	46	11	21	-2	12	-6	4	63	10	33	-8
BG		19	-2	36	1	19	-2	17	4	9	55	-1	36	2
CZ		18	2	38	-2	22	1	12	-2	10	56	0	34	-1
DK		12	-1	47	1	18	-2	5	-5	18	59	0	23	-7
DE		22	7	47	8	17	-5	6	-6	8	69	15	23	-11
EE		11	-11	41	4	17	7	15	-1	16	52	-7	32	6
IE		24	-1	37	4	18	-4	16	2	5	61	3	34	-2
EL		19	-2	39	-2	20	-2	18	6	4	58	-4	38	4
ES		26	-3	27	-2	22	-1	22	6	3	53	-5	44	5
FR		23	-4	33	0	24	3	15	0	5	56	-4	39	3
HR		27	1	38	4	14	-6	14	1	7	65	5	28	-5
IT		24	6	33	0	22	-9	14	2	7	57	6	36	-7
CY		25	6	39	4	12	-3	15	-7	9	64	10	27	-10
LV		30	2	36	0	16	-2	11	1	7	66	2	27	-1
LT		26	0	39	-5	10	2	8	-4	17	65	-5	18	-2
LU		16	7	35	-1	26	-8	14	-1	9	51	6	40	-9
HU		23	-1	32	5	26	-2	11	1	8	55	4	37	-1
MT		29	12	27	-9	21	-3	7	-3	16	56	3	28	-6
NL		18	-6	49	10	17	3	11	-1	5	67	4	28	2
AT		20	-7	46	2	12	-6	7	0	15	66	-5	19	-6
PL		28	3	33	-5	19	-3	12	4	8	61	-2	31	1
PT		34	-2	36	-1	10	2	13	5	7	70	-3	23	7
RO		23	9	35	3	18	-3	15	-8	9	58	12	33	-11
SI		26	-1	39	-1	11	3	15	-2	9	65	-2	26	1
SK		19	-4	37	2	23	5	14	-1	7	56	-2	37	4
FI		14	-4	47	10	15	-9	16	3	8	61	6	31	-6
SE		13	-2	44	0	21	7	13	1	9	57	-2	34	8
UK		16	-13	36	10	24	6	16	0	8	52	-3	40	6
































**Q2aT.1** Could you tell me to what extent each of the following reasons explains your rating of the independence of the justice system in (OUR COUNTRY):

**Interference or pressure from government and politicians (%)**

		Very much		Somewhat		Not really		Not at all		Don't know/ No answer	Total 'Explains'		Total 'Doesn't explain'	
		FL461	Diff. FL461 - FL447	FL461	Diff. FL461 - FL447	FL461	Diff. FL461 - FL447	FL461	Diff. FL461 - FL447		FL461	Diff. FL461 - FL447	FL461	Diff. FL461 - FL447
EU28		15	-1	9	0	4	0	3	0	69	24	-1	7	0
BE		9	-2	7	-1	3	-1	3	-1	78	16	-3	6	-2
BG		21	-8	18	-3	5	0	8	4	48	39	-11	13	4
CZ		13	-3	12	-2	4	0	4	1	67	25	-5	8	1
DK		2	0	3	0	2	0	1	1	92	5	0	3	1
DE		7	-1	5	1	3	2	1	0	84	12	0	4	2
EE		3	-1	5	1	2	1	1	-2	89	8	0	3	-1
IE		8	1	6	-1	3	1	2	0	81	14	0	5	1
EL		12	-3	13	-2	4	1	2	-1	69	25	-5	6	0
ES		33	-8	6	-2	4	0	5	1	52	39	-10	9	1
FR		14	-6	8	-1	5	2	4	0	69	22	-7	9	2
HR		43	4	17	3	4	0	2	-2	34	60	7	6	-2
IT		22	1	16	-3	7	-1	5	-2	50	38	-2	12	-3
CY		14	1	8	3	3	1	3	1	72	22	4	6	2
LV		22	3	12	-3	3	-1	3	0	60	34	0	6	-1
LT		14	0	10	-2	2	1	1	-1	73	24	-2	3	0
LU		3	0	2	0	3	0	1	0	91	5	0	4	0
HU		14	2	8	1	3	-1	3	0	72	22	3	6	-1
MT		14	4	6	-2	2	-2	2	-3	76	20	2	4	-5
NL		3	0	4	-1	1	0	1	-1	91	7	-1	2	-1
AT		4	-4	3	-2	1	-1	1	0	91	7	-6	2	-1
PL		23	5	10	2	5	0	5	1	57	33	7	10	1
PT		20	-4	14	2	3	1	3	1	60	34	-2	6	2
RO		19	6	10	3	3	-2	6	-2	62	29	9	9	-4
SI		33	3	15	2	2	1	2	-2	48	48	5	4	-1
SK		28	-2	17	3	7	1	4	-1	44	45	1	11	0
FI		2	-2	3	-1	3	1	2	0	90	5	-3	5	1
SE		4	-1	6	-1	2	0	1	-1	87	10	-2	3	-1
UK		6	0	6	2	4	2	3	0	81	12	2	7	2

**Q2aT.2** Could you tell me to what extent each of the following reasons explains your rating of the independence of the justice system in (OUR COUNTRY):

**Interference or pressure from economic or other specific interests (%)**

		Very much		Somewhat		Not really		Not at all		Don't know/ No answer	Total 'Explains'		Total 'Doesn't explain'	
		FL461	Diff. FL461 - FL447	FL461	Diff. FL461 - FL447	FL461	Diff. FL461 - FL447	FL461	Diff. FL461 - FL447		FL461	Diff. FL461 - FL447	FL461	Diff. FL461 - FL447
EU28		12	-1	10	-1	5	0	3	0	70	22	-2	8	0
BE		9	1	7	-3	4	-1	2	-1	78	16	-2	6	-2
BG		23	-5	18	-4	7	1	5	1	47	41	-9	12	2
CZ		11	-5	13	-3	6	2	3	1	67	24	-8	9	3
DK		2	1	3	0	2	1	1	0	92	5	1	3	1
DE		8	2	6	-1	1	0	1	0	84	14	1	2	0
EE		3	-1	4	-2	2	1	2	0	89	7	-3	4	1
IE		5	1	6	0	4	-1	3	0	82	11	1	7	-1
EL		13	-1	13	-3	3	1	1	-2	70	26	-4	4	-1
ES		24	-7	11	-3	7	0	6	1	52	35	-10	13	1
FR		12	-2	9	-2	6	0	4	0	69	21	-4	10	0
HR		32	3	22	2	7	1	5	1	34	54	5	12	2
IT		19	1	18	-2	8	-3	4	-2	51	37	-1	12	-5
CY		15	1	8	2	1	0	4	2	72	23	3	5	2
LV		20	-2	13	-1	4	0	3	1	60	33	-3	7	1
LT		11	-1	12	0	2	0	1	-2	74	23	-1	3	-2
LU		2	0	4	1	1	-1	1	0	92	6	1	2	-1
HU		9	-1	13	3	4	0	2	0	72	22	2	6	0
MT		9	2	6	-5	5	1	2	0	78	15	-3	7	1
NL		2	-1	4	-1	2	1	1	-1	91	6	-2	3	0
AT		3	-4	3	-3	1	-1	1	0	92	6	-7	2	-1
PL		12	1	16	2	10	3	5	2	57	28	3	15	5
PT		22	-2	14	1	2	0	3	0	59	36	-1	5	0
RO		15	3	14	2	3	0	5	-1	63	29	5	8	-1
SI		26	6	18	-1	2	-2	4	0	50	44	5	6	-2
SK		22	0	22	3	7	0	4	-2	45	44	3	11	-2
FI		2	0	5	1	1	-3	2	0	90	7	1	3	-3
SE		3	-1	6	-1	2	-1	2	0	87	9	-2	4	-1
UK		5	-1	7	2	4	1	3	2	81	12	1	7	3

**Q2aT.3** Could you tell me to what extent each of the following reasons explains your rating of the independence of the justice system in (OUR COUNTRY):






























**The status and position of judges do not sufficiently guarantee their independence (%)**

		Very much		Somewhat		Not really		Not at all		Don't know/ No answer	Total 'Explains'		Total 'Doesn't explain'	
		FL461	Diff. FL461 - FL447	FL461	Diff. FL461 - FL447	FL461	Diff. FL461 - FL447	FL461	Diff. FL461 - FL447		FL461	Diff. FL461 - FL447	FL461	Diff. FL461 - FL447
EU28		7	-1	11	0	7	-1	5	1	70	18	-1	12	0
BE		4	-1	10	0	5	-1	3	-2	78	14	-1	8	-3
BG		11	-2	20	-2	11	-2	9	0	49	31	-4	20	-2
CZ		6	-1	14	-2	8	0	4	-1	68	20	-3	12	-1
DK		1	0	4	1	2	1	0	-1	93	5	1	2	0
DE		4	2	8	2	3	-1	1	-1	84	12	4	4	-2
EE		1	-2	5	0	2	0	2	0	90	6	-2	4	0
IE		5	0	7	1	4	0	3	0	81	12	1	7	0
EL		6	-2	12	-3	6	-2	6	2	70	18	-5	12	0
ES		13	-4	13	-4	11	-2	11	2	52	26	-8	22	0
FR		7	-3	10	-2	8	0	5	-1	70	17	-5	13	-1
HR		19	2	27	5	10	-2	9	1	35	46	7	19	-1
IT		13	3	17	-2	12	-6	7	0	51	30	1	19	-6
CY		8	3	12	4	4	0	4	-1	72	20	7	8	-1
LV		12	0	14	-2	7	-1	5	1	62	26	-2	12	0
LT		8	0	11	-3	3	1	2	-2	76	19	-3	5	-1
LU		2	1	3	0	2	-1	1	0	92	5	1	3	-1
HU		7	0	10	3	8	0	3	0	72	17	3	11	0
MT		8	2	7	-4	5	-2	2	-1	78	15	-2	7	-3
NL		2	-1	5	0	2	0	1	0	90	7	-1	3	0
AT		2	-2	4	-3	1	-2	1	0	92	6	-5	2	-2
PL		13	3	15	1	8	0	6	3	58	28	4	14	3
PT		15	-1	16	0	4	1	5	1	60	31	-1	9	2
RO		9	4	14	3	7	0	6	-2	64	23	7	13	-2
SI		14	0	21	1	6	2	8	0	51	35	1	14	2
SK		11	-2	22	2	13	2	8	-1	46	33	0	21	1
FI		1	-1	5	0	2	-1	2	0	90	6	-1	4	-1
SE		2	-1	6	-2	3	0	2	0	87	8	-3	5	0
UK		3	-2	7	3	5	2	3	1	82	10	1	8	3

**Q2b.1** Could you tell me to what extent each of the following reasons explains your rating of the independence of the justice system in (OUR COUNTRY):

**No interference or pressure from government and politicians (%)**






























(IF 'VERY GOOD' OR 'FAIRLY GOOD' IN Q1)

	Very much		Somewhat		Not really		Not at all		Don't know	Total 'Explains'		Total 'Doesn't explain'	
	FL461	Diff. FL461 - FL447	FL461	Diff. FL461 - FL447	FL461	Diff. FL461 - FL447	FL461	Diff. FL461 - FL447		FL461	Diff. FL461 - FL447	FL461	Diff. FL461 - FL447
EU28 	21	0	43	2	19	-1	12	-1	5	64	2	31	-2
BE 	17	2	45	2	21	-1	12	-3	5	62	4	33	-4
BG 	12	-8	37	2	27	9	15	-1	9	49	-6	42	8
CZ 	14	-4	51	2	18	1	12	1	5	65	-2	30	2
DK 	21	-6	50	5	15	0	7	0	7	71	-1	22	0
DE 	25	1	45	2	13	-2	12	-1	5	70	3	25	-3
EE 	25	6	34	1	18	4	13	-12	10	59	7	31	-8
IE 	20	-4	37	-5	23	5	15	2	5	57	-9	38	7
EL 	14	-1	36	0	32	4	13	-3	5	50	-1	45	1
ES 	26	4	34	-3	20	0	17	-2	3	60	1	37	-2
FR 	15	2	40	2	29	-1	13	-2	3	55	4	42	-3
HR 	27	6	38	-1	14	-3	16	-1	5	65	5	30	-4
IT 	15	-1	43	7	28	-3	10	-2	4	58	6	38	-5
CY 	20	8	38	0	13	-2	22	-4	7	58	8	35	-6
LV 	22	1	38	-4	20	4	13	-2	7	60	-3	33	2
LT 	24	5	45	-7	13	0	10	-3	8	69	-2	23	-3
LU 	12	0	40	5	24	-5	18	0	6	52	5	42	-5
HU 	13	-3	41	0	20	-2	19	4	7	54	-3	39	2
MT 	20	2	34	1	11	-6	25	3	10	54	3	36	-3
NL 	27	-2	44	-1	15	2	11	3	3	71	-3	26	5
AT 	17	-7	49	7	16	-4	16	4	2	66	0	32	0
PL 	29	5	34	-6	23	-1	10	3	4	63	-1	33	2
PT 	28	7	41	2	12	-2	16	-4	3	69	9	28	-6
RO 	20	2	40	4	15	-1	18	-6	7	60	6	33	-7
SI 	17	4	47	-4	19	6	13	-5	4	64	0	32	1
SK 	17	-8	46	7	15	2	14	-2	8	63	-1	29	0
FI 	17	-1	48	5	18	-6	13	1	4	65	4	31	-5
SE 	24	2	44	4	11	-5	16	-1	5	68	6	27	-6
UK 	23	1	46	5	18	-2	9	-3	4	69	6	27	-5

**Q2b.2** Could you tell me to what extent each of the following reasons explains your rating of the independence of the justice system in (OUR COUNTRY):

**No interference or pressure from economic or other specific interests (%)**

(IF 'VERY GOOD' OR 'FAIRLY GOOD' IN Q1)

	Very much		Somewhat		Not really		Not at all		Don't know	Total 'Explains'		Total 'Doesn't explain'	
	FL461	Diff. FL461 - FL447	FL461	Diff. FL461 - FL447	FL461	Diff. FL461 - FL447	FL461	Diff. FL461 - FL447		FL461	Diff. FL461 - FL447	FL461	Diff. FL461 - FL447
EU28 	20	1	43	-1	20	1	12	-1	5	63	0	32	0
BE 	15	4	49	-1	19	-3	12	0	5	64	3	31	-3
BG 	10	-3	41	-2	23	2	15	1	11	51	-5	38	3
CZ 	11	-1	48	-1	21	2	14	1	6	59	-2	35	3
DK 	33	-1	35	0	13	1	10	0	9	68	-1	23	1
DE 	22	-1	48	0	15	2	10	-2	5	70	-1	25	0
EE 	20	5	36	4	18	1	14	-10	12	56	9	32	-9
IE 	22	-9	36	1	22	6	15	1	5	58	-8	37	7
EL 	12	1	43	0	24	-1	14	0	7	55	1	38	-1
ES 	21	9	39	-9	18	-3	19	2	3	60	0	37	-1
FR 	16	-2	44	0	24	-1	11	2	5	60	-2	35	1
HR 	15	-3	48	5	13	-5	18	4	6	63	2	31	-1
IT 	16	5	40	-1	29	-6	9	0	6	56	4	38	-6
CY 	23	7	48	12	9	-7	16	-10	4	71	19	25	-17
LV 	19	3	43	-4	19	3	12	-1	7	62	-1	31	2
LT 	19	4	47	0	14	1	11	-8	9	66	4	25	-7
LU 	12	0	44	7	21	-8	17	1	6	56	7	38	-7
HU 	15	2	38	-6	23	1	16	0	8	53	-4	39	1
MT 	17	4	33	-7	18	1	15	-1	17	50	-3	33	0
NL 	27	-2	42	3	15	-1	11	-1	5	69	1	26	-2
AT 	18	-2	43	-6	19	2	17	5	3	61	-8	36	7
PL 	18	3	39	-10	27	6	11	4	5	57	-7	38	10
PT 	23	2	47	6	10	-3	17	-1	3	70	8	27	-4
RO 	20	2	39	-2	19	1	16	-2	6	59	0	35	-1
SI 	13	2	48	-4	24	10	8	-9	7	61	-2	32	1
SK 	16	3	44	-2	17	4	14	-4	9	60	1	31	0
FI 	17	-2	46	2	19	-1	14	2	4	63	0	33	1
SE 	26	6	37	0	15	-4	17	-1	5	63	6	32	-5
UK 	23	-3	39	2	22	6	11	-5	5	62	-1	33	1

**Q2b.3** Could you tell me to what extent each of the following reasons explains your rating of the independence of the justice system in (OUR COUNTRY):

**The status and position of judges sufficiently guarantee their independence (%)**

(IF 'VERY GOOD' OR 'FAIRLY GOOD' IN Q1)

		Very much		Somewhat		Not really		Not at all		Don't know	Total 'Explains'		Total 'Doesn't explain'	
		FL461	Diff. FL461 - FL447	FL461	Diff. FL461 - FL447	FL461	Diff. FL461 - FL447	FL461	Diff. FL461 - FL447		FL461	Diff. FL461 - FL447	FL461	Diff. FL461 - FL447
EU28		34	2	45	-1	12	0	4	-1	5	79	1	16	-1
BE		27	7	52	-2	10	-5	4	-1	7	79	5	14	-6
BG		12	0	49	1	20	-5	8	2	11	61	1	28	-3
CZ		29	0	43	-1	16	1	6	1	6	72	-1	22	2
DK		43	2	40	-2	6	-1	2	0	9	83	0	8	-1
DE		53	7	34	-7	7	2	2	-1	4	87	0	9	1
EE		39	9	37	-1	9	0	6	-10	9	76	8	15	-10
IE		30	-11	45	8	14	1	5	0	6	75	-3	19	1
EL		16	1	55	-1	19	2	5	-1	5	71	0	24	1
ES		32	2	42	2	17	0	7	-4	2	74	4	24	-4
FR		22	1	56	-2	15	0	4	0	3	78	-1	19	0
HR		18	-1	55	10	14	-4	7	-3	6	73	9	21	-7
IT		21	3	59	-1	13	-2	1	-1	6	80	2	14	-3
CY		23	-3	53	4	8	-1	9	5	7	76	1	17	4
LV		27	3	44	2	15	-1	5	-5	9	71	5	20	-6
LT		16	-3	46	-1	15	0	11	-1	12	62	-4	26	-1
LU		37	1	48	0	6	0	3	1	6	85	1	9	1
HU		22	-5	51	3	14	1	4	0	9	73	-2	18	1
MT		40	9	31	-3	17	-1	4	0	8	71	6	21	-1
NL		38	0	48	5	7	-2	3	-2	4	86	5	10	-4
AT		51	3	33	-3	6	-2	5	0	5	84	0	11	-2
PL		25	-3	49	1	17	2	4	0	5	74	-2	21	2
PT		18	4	42	2	11	-3	23	0	6	60	6	34	-3
RO		22	-7	52	11	14	-3	5	-2	7	74	4	19	-5
SI		29	5	48	-3	12	4	6	-3	5	77	2	18	1
SK		17	1	52	0	16	0	9	4	6	69	1	25	4
FI		34	2	44	-6	12	2	5	1	5	78	-4	17	3
SE		34	0	46	0	8	-1	4	0	8	80	0	12	-1
UK		33	-1	41	0	15	1	4	-1	7	74	-1	19	0

**Q2bT.1** Could you tell me to what extent each of the following reasons explains your rating of the independence of the justice system in (OUR COUNTRY):

**No interference or pressure from government and politicians (%)**

		Very much		Somewhat		Not really		Not at all		Don't know/ No answer	Total 'Explains'		Total 'Doesn't explain'	
		FL461	Diff. FL461 - FL447	FL461	Diff. FL461 - FL447	FL461	Diff. FL461 - FL447	FL461	Diff. FL461 - FL447		FL461	Diff. FL461 - FL447	FL461	Diff. FL461 - FL447
EU28		12	0	24	1	11	0	7	0	46	36	1	18	0
BE		11	3	29	4	14	1	7	-2	39	40	7	21	-1
BG		4	-1	11	2	8	3	4	0	73	15	1	12	3
CZ		7	-2	26	2	9	1	6	0	52	33	0	15	1
DK		19	-4	43	4	13	0	6	0	19	62	0	19	0
DE		18	-1	34	0	10	-2	9	-1	29	52	-1	19	-3
EE		15	6	21	5	11	4	8	-3	45	36	11	19	1
IE		15	-3	27	-4	17	4	11	2	30	42	-7	28	6
EL		8	1	21	2	19	4	8	0	44	29	3	27	4
ES		10	3	13	2	8	2	7	1	62	23	5	15	3
FR		8	1	23	3	16	0	8	0	45	31	4	24	0
HR		6	-1	9	-3	3	-2	4	-1	78	15	-4	7	-3
IT		5	0	14	3	9	-1	3	-1	69	19	3	12	-2
CY		11	4	21	-2	7	-2	12	-4	49	32	2	19	-6
LV		10	0	18	-3	10	2	6	-1	56	28	-3	16	1
LT		12	2	23	-4	7	0	5	-2	53	35	-2	12	-2
LU		9	0	28	3	17	-4	13	0	33	37	3	30	-4
HU		6	-2	20	0	10	-1	9	2	55	26	-2	19	1
MT		9	0	16	-1	5	-3	11	0	59	25	-1	16	-3
NL		22	0	35	1	12	2	8	2	23	57	1	20	4
AT		14	-5	39	6	13	-3	13	4	21	53	1	26	1
PL		12	0	14	-6	10	-2	4	1	60	26	-6	14	-1
PT		14	5	20	3	6	0	8	0	52	34	8	14	0
RO		9	0	18	0	7	-1	9	-3	57	27	0	16	-4
SI		6	1	16	-2	6	1	4	-2	68	22	-1	10	-1
SK		5	-1	13	4	4	1	4	0	74	18	3	8	1
FI		14	0	39	4	14	-5	11	1	22	53	4	25	-4
SE		18	2	33	4	8	-3	12	0	29	51	6	20	-3
UK		16	1	31	2	12	-2	6	-3	35	47	3	18	-5

**Q2bT.2** Could you tell me to what extent each of the following reasons explains your rating of the independence of the justice system in (OUR COUNTRY):

**No interference or pressure from economic or other specific interests (%)**

		Very much		Somewhat		Not really		Not at all		Don't know/ No answer	Total 'Explains'		Total 'Doesn't explain'	
		FL461	Diff. FL461 - FL447	FL461	Diff. FL461 - FL447	FL461	Diff. FL461 - FL447	FL461	Diff. FL461 - FL447		FL461	Diff. FL461 - FL447	FL461	Diff. FL461 - FL447
EU28		11	0	24	0	11	0	7	0	47	35	0	18	0
BE		10	3	32	3	12	-1	7	0	39	42	6	19	-1
BG		3	-1	12	1	7	2	5	1	73	15	0	12	3
CZ		6	0	24	0	11	1	7	1	52	30	0	18	2
DK		28	-1	31	0	12	2	8	0	21	59	-1	20	2
DE		17	-1	35	-3	11	1	8	-2	29	52	-4	19	-1
EE		12	5	22	7	11	3	8	-4	47	34	12	19	-1
IE		16	-7	27	1	16	4	11	1	30	43	-6	27	5
EL		7	1	25	3	14	1	9	2	45	32	4	23	3
ES		8	4	15	0	7	1	8	3	62	23	4	15	4
FR		9	-1	25	2	14	1	7	2	45	34	1	21	3
HR		4	-2	11	-2	3	-3	4	0	78	15	-4	7	-3
IT		5	2	13	0	9	-2	3	0	70	18	2	12	-2
CY		13	3	26	4	5	-4	9	-6	47	39	7	14	-10
LV		9	1	20	-3	9	1	6	0	56	29	-2	15	1
LT		10	2	24	-1	7	0	5	-4	54	34	1	12	-4
LU		8	0	31	4	15	-6	12	0	34	39	4	27	-6
HU		7	1	18	-3	11	0	8	0	56	25	-2	19	0
MT		8	1	15	-5	8	0	7	-1	62	23	-4	15	-1
NL		22	0	33	4	12	-1	9	0	24	55	4	21	-1
AT		14	-2	35	-3	15	1	14	5	22	49	-5	29	6
PL		7	0	17	-7	11	0	5	1	60	24	-7	16	1
PT		12	3	23	6	5	-1	8	1	52	35	9	13	0
RO		9	0	19	-1	9	0	7	-2	56	28	-1	16	-2
SI		4	0	16	-2	8	3	3	-3	69	20	-2	11	0
SK		4	1	13	2	5	2	4	0	74	17	3	9	2
FI		14	-1	37	1	16	0	11	1	22	51	0	27	1
SE		19	5	28	1	11	-3	13	0	29	47	6	24	-3
UK		16	-2	26	0	15	3	7	-5	36	42	-2	22	-2



**Q2bT.3** Could you tell me to what extent each of the following reasons explains your rating of the independence of the justice system in (OUR COUNTRY):

**The status and position of judges sufficiently guarantee their independence (%)**

		Very much		Somewhat		Not really		Not at all		Don't know/ No answer	Total 'Explains'		Total 'Doesn't explain'	
		FL461	Diff. FL461 - FL447	FL461	Diff. FL461 - FL447	FL461	Diff. FL461 - FL447	FL461	Diff. FL461 - FL447		FL461	Diff. FL461 - FL447	FL461	Diff. FL461 - FL447
EU28		19	1	25	-1	7	1	2	-1	47	44	0	9	0
BE		17	5	34	3	6	-3	3	0	40	51	8	9	-3
BG		3	0	15	2	6	0	3	1	73	18	2	9	1
CZ		15	0	22	0	8	1	3	1	52	37	0	11	2
DK		37	2	35	-1	5	-1	2	0	21	72	1	7	-1
DE		39	3	25	-7	5	1	2	-1	29	64	-4	7	0
EE		24	10	22	4	5	1	4	-4	45	46	14	9	-3
IE		23	-8	33	6	10	1	3	-1	31	56	-2	13	0
EL		10	2	32	3	11	2	3	0	44	42	5	14	2
ES		13	4	16	4	6	1	3	-1	62	29	8	9	0
FR		13	2	32	1	8	0	2	0	45	45	3	10	0
HR		4	-2	13	-1	3	-3	2	-1	78	17	-3	5	-4
IT		7	2	19	0	4	-1	0	-1	70	26	2	4	-2
CY		13	-3	29	0	4	-1	5	2	49	42	-3	9	1
LV		13	1	21	1	7	-1	2	-3	57	34	2	9	-4
LT		8	-2	23	-1	7	-1	6	0	56	31	-3	13	-1
LU		26	0	34	0	4	-1	2	0	34	60	0	6	-1
HU		11	-3	24	1	7	1	2	0	56	35	-2	9	1
MT		18	3	14	-3	8	-1	2	0	58	32	0	10	-1
NL		30	1	38	6	6	-1	2	-2	24	68	7	8	-3
AT		42	5	26	-2	5	-2	4	0	23	68	3	9	-2
PL		11	-3	20	-4	7	0	2	0	60	31	-7	9	0
PT		9	3	21	4	6	0	11	2	53	30	7	17	2
RO		10	-4	24	3	7	-2	2	-1	57	34	-1	9	-3
SI		9	1	16	-2	4	1	2	-1	69	25	-1	6	0
SK		5	1	15	3	4	0	3	2	73	20	4	7	2
FI		27	1	36	-4	10	2	4	1	23	63	-3	14	3
SE		25	0	34	1	6	-1	3	1	32	59	1	9	0
UK		22	-2	28	-2	10	0	3	0	37	50	-4	13	0